

# KANSAS CITY METROPOLITAN HEALTHCARE COUNCIL ST. LOUIS METROPOLITAN HOSPITAL COUNCIL

REGIONAL OFFICES OF THE KANSAS AND MISSOURI HOSPITAL ASSOCIATIONS

June 14, 2019

Board of Directors  
Missouri State Board of Nursing  
3605 Missouri Blvd.  
Jefferson City, MO 65109

Dear Members of the Board:

I am pleased to submit the 2018-2019 annual report of the Workforce Collaborative Pilot Project, conducted in the Kansas City and St. Louis metropolitan areas as well as Central and Southwest Missouri.

The report represents the work of the Healthcare Workforce Partners and is being submitted by the Kansas City Metropolitan Healthcare Council and the St. Louis Metropolitan Hospital Council — the entities that provide staff support to the collaborative initiatives. Healthcare Workforce Partners is a collaboration of area nursing schools, hospitals, and other organizations interested in promoting health care careers. The report covers the summer semester 2018 through the spring semester 2019.

In the fourteenth full year of the Workforce Collaborative Pilot Project, we have continued making progress in meeting our three objectives:

- expand the pool of master's prepared nurses involved in educating the next generation of nurses
- increase nursing school enrollments
- evaluate innovative educational models that could be sustained or replicated

The annual report summarizes the project background, objectives and outcomes, evaluations, and conclusions. From each of the measurable parameters, our collaborative initiative appears to have a very positive impact on producing significant numbers of new, qualified clinical faculty to meet the needs of nursing schools' expanded enrollments.

Included with this report are NCLEX pass rate data obtained from the state boards of nursing in Illinois, Kansas and Missouri. Assessment of prior year NCLEX scores indicates current student performance has not been affected due to the use of loaned faculty through the expansion initiative.

On behalf of all the stakeholders, we appreciate the approval of the State Board of Nursing to conduct this demonstration project. Should you have any questions, please do not hesitate to contact me at 573/893-3700, ext. 1415 or [bmcnally@mhnet.com](mailto:bmcnally@mhnet.com)

Sincerely,



W. Bryant McNally, J.D., MPH, FACHE  
Executive Director

wbm/bb

enclosure

# **WORKFORCE COLLABORATIVE PILOT PROJECT**

## **Expanding Clinical Faculty and Increasing Nursing School Enrollments**

### **Annual Report 2018-19**

#### **INTRODUCTION**

This annual report is submitted to the Missouri State Board of Nursing by the Missouri Hospital Association to provide outcomes and details regarding the Nurse Expansion Initiative in the metropolitan areas of Kansas City and St. Louis as well as the Southwest and Central Missouri regions. This 14<sup>th</sup> annual report provided to the board reviews the 2018-19 academic year.

The report summarizes data collected by participating nursing schools, hospitals and individuals who attended the Clinical Faculty Academy. Through this Workforce Collaborative Project, the number of available clinical faculty has increased, assisting in the expansion of nursing programs in these locales. A list of participating hospitals and schools of nursing for the Kansas City and St. Louis metropolitan areas as well as Southwest and Central Missouri is provided in Appendix A.

#### **BACKGROUND**

The Nurse Expansion Initiative began in Kansas City in 2004 and was adopted by St. Louis the following year. It evolved from a series of communitywide meetings on the growing nursing shortage. Schools of nursing identified difficulty finding clinical faculty as the primary barrier to expanding enrollment. The Workforce Collaborative Pilot Project was subsequently launched with three key objectives.

- Expand the pool of master's-prepared nurses involved in educating the next generation of nurses.
- Increase nursing school enrollments.
- Evaluate innovative educational models that could be sustained or replicated.

At the program's inception, hospitals committed to provide staff nurses as clinical faculty and also contributed seed money for the project. Nursing schools designed a two-day Clinical Faculty Academy to help prepare nurses for their role as clinical instructors and implemented changes needed to increase enrollments.

In August 2004, the Educational Standards Committee of the Missouri State Board of Nursing approved a proposal submitted by Kansas City area nursing schools to expand the availability of clinical faculty. This approval granted participating Kansas City schools a regulatory exemption which allowed bachelor-prepared registered nurses to teach clinical education in a baccalaureate nursing program if they were making progress toward a master's degree in nursing and attended the two-day Clinical Faculty Academy. The board approved St. Louis' participation in the project in June 2005.

As a result of the success of the Kansas City and St. Louis academies, program sites opened in Springfield and Columbia.

Costs are underwritten by MHA or its subsidiary.

## CLINICAL FACULTY ACADEMY

Since August 2004, MHA staff and school of nursing steering committees work together to coordinate and provide presenters for two Clinical Faculty Academies per year in both metropolitan areas and once a year in Springfield and Columbia. The Academy provides new clinical instructors with knowledge, skills and resources to support them in their roles as educators. The Academy supplements the support provided by each nursing school for its instructors. Lists of Kansas City, St. Louis, Southwest and Central Missouri Academy attendees are included in Appendix B, C, D, and E, respectively.

Participant evaluations of the Academy have been excellent. Copies of the program evaluation scores for the four Academies held in the past year are included in Appendix F (Kansas City), Appendix G (St. Louis), Appendix H (Central), and Appendix I (Southwest).

Attendance for the period of this report remained strong. The table below shows the number of participants from the last two academic years.

**Table 1: CFA attendance by area last two academic years**

	<b>Kansas City</b>	<b>St. Louis</b>	<b>SWMO</b>	<b>Central</b>
<b>August 2017</b>	51	63	42	18 (June)
<b>January 2018</b>	53	70		
<b>August 2018</b>	57	56	30	28 (July)
<b>January 2019</b>	51	59		

## NURSING SCHOOL ENROLLMENTS

Throughout the duration of this demonstration project, schools of nursing have increased the number of students enrolled in their programs. A list of each school’s new enrollments, graduation numbers and projected enrollments is included in Appendix J (Kansas City), Appendix K (St. Louis), Appendix L (Central), and Appendix M (Southwest).

Schools have sustained increased enrollments. Schools in all regions are working diligently to meet the pilot program’s goals.

**Table 2: Progress toward enrollment target goals by Metropolitan Area**

<b>Objective (Target Goal)</b>	<b>Kansas City</b>	<b>St. Louis</b>
	Increase enrollment by 200 additional nursing students enrolled each year	Increase enrollment by 335 additional nursing students enrolled each year
<b>Status (Progress Toward Target)</b>	535 additional new students were enrolled in 2018-19 for a total of 1,544 new students in 2018-2019.	855 additional new students were enrolled in 2018-19 for a total of 2,174 new students in 2018-2019.

Source: Inquiry of Kansas City and St. Louis Metropolitan Schools of Nursing

## PARTICIPANT DATA

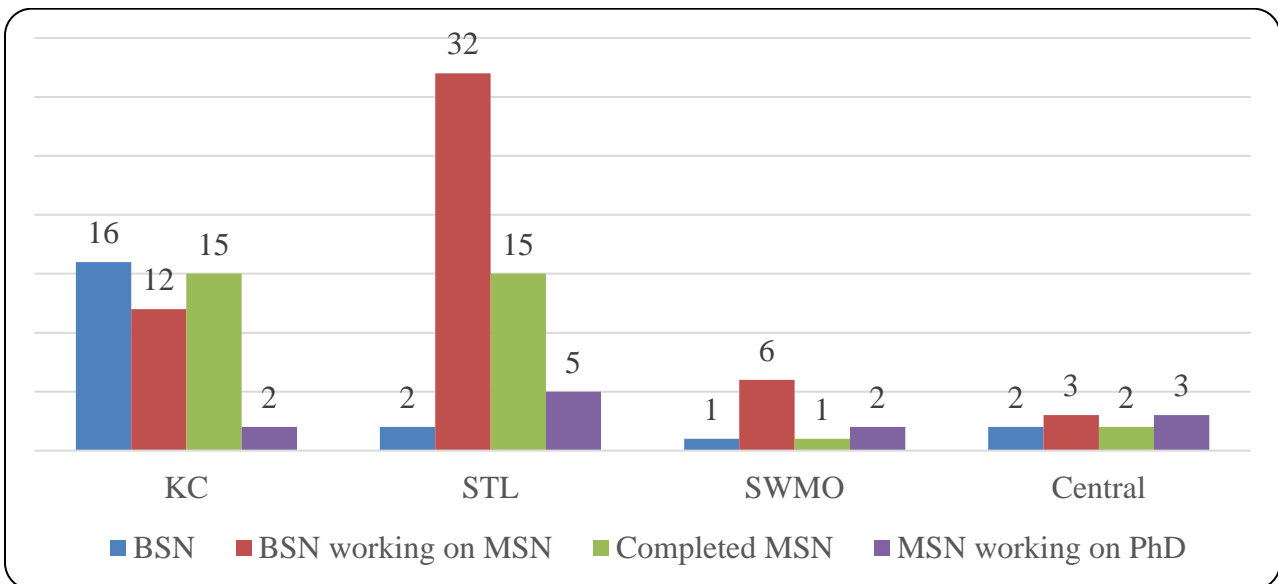
Surveying Academy participants directly has increased the amount of data available to better understand the demonstration project’s progress.

Of the possible 281 respondents that attended the Academy in July 2018, August 2018, and January 2019, 127 completed the online survey (about 45 percent). In Kansas City, 47 of 108 attendees completed the survey (44 percent); St. Louis, 60 of 115 (52 percent); Southwest Missouri, 10 of 30 (33 percent); and Central Missouri, nine of 29 (32 percent).

Attendees were asked to indicate their current level of education and expected graduation date if working toward a master’s degree in nursing.

Table 3 indicates that a majority of Academy participants are working toward a master’s degree in nursing, with 28 expected to graduate by the end of 2019. (Of the 127 nurses who completed the survey, 61 responded to the question about educational attainment).

**Table 3: Educational attainment of CFA attendees**

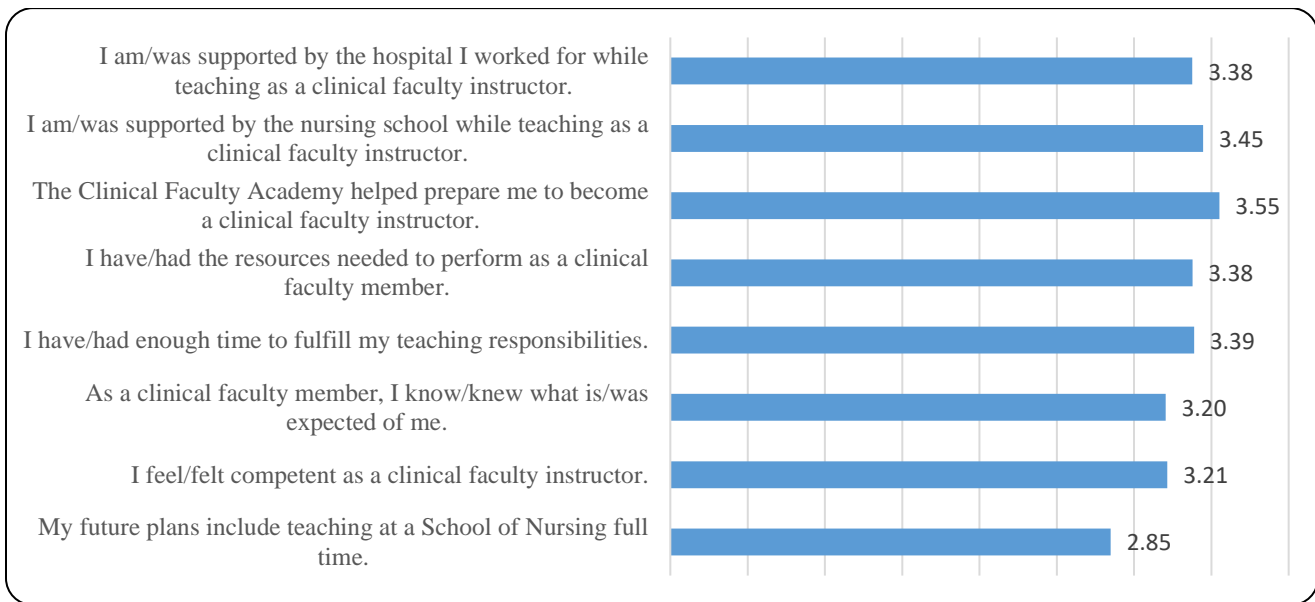


Source: MHA Clinical Faculty Academy Survey

Table 4 lists statements related to participants’ future plans and satisfaction with the Academy and teaching. Participant responses used a Likert scale (strongly agree, agree, neutral, disagree and strongly disagree) and were converted to numerals.

Likert Response	Corresponding Numeral
Strongly Agree	4
Agree	3
Neutral	2
Disagree	1
Strongly Disagree	0

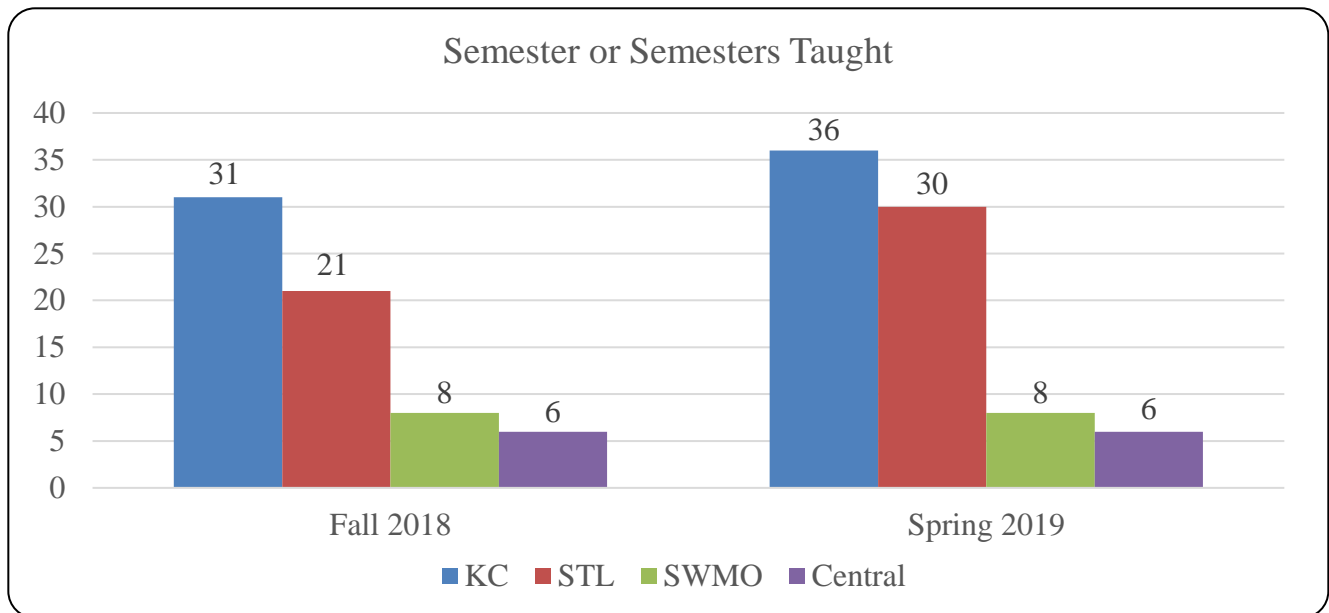
**Table 4: Mean score for selected MHA Clinical Faculty Academy survey questions**



**CLINICAL ROTATION DETAILS**

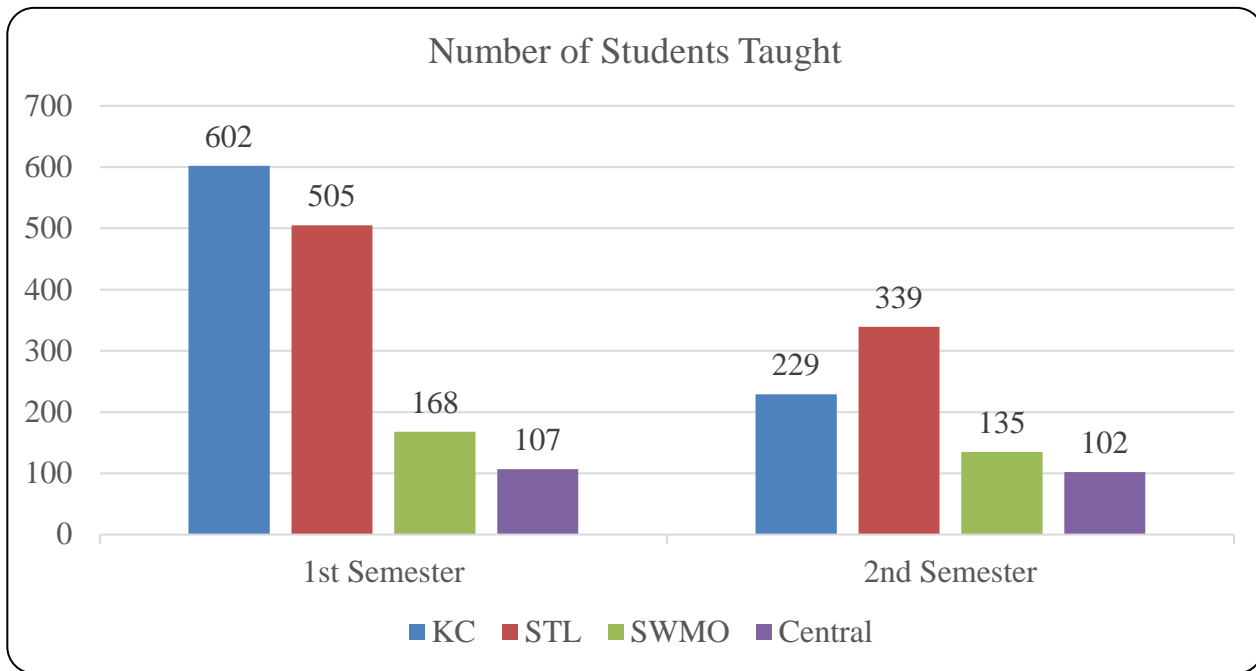
The survey also gathered the number of clinical rotations and students taught by Academy participants in each region.

**Table 5: Number of rotations by region and academic year**



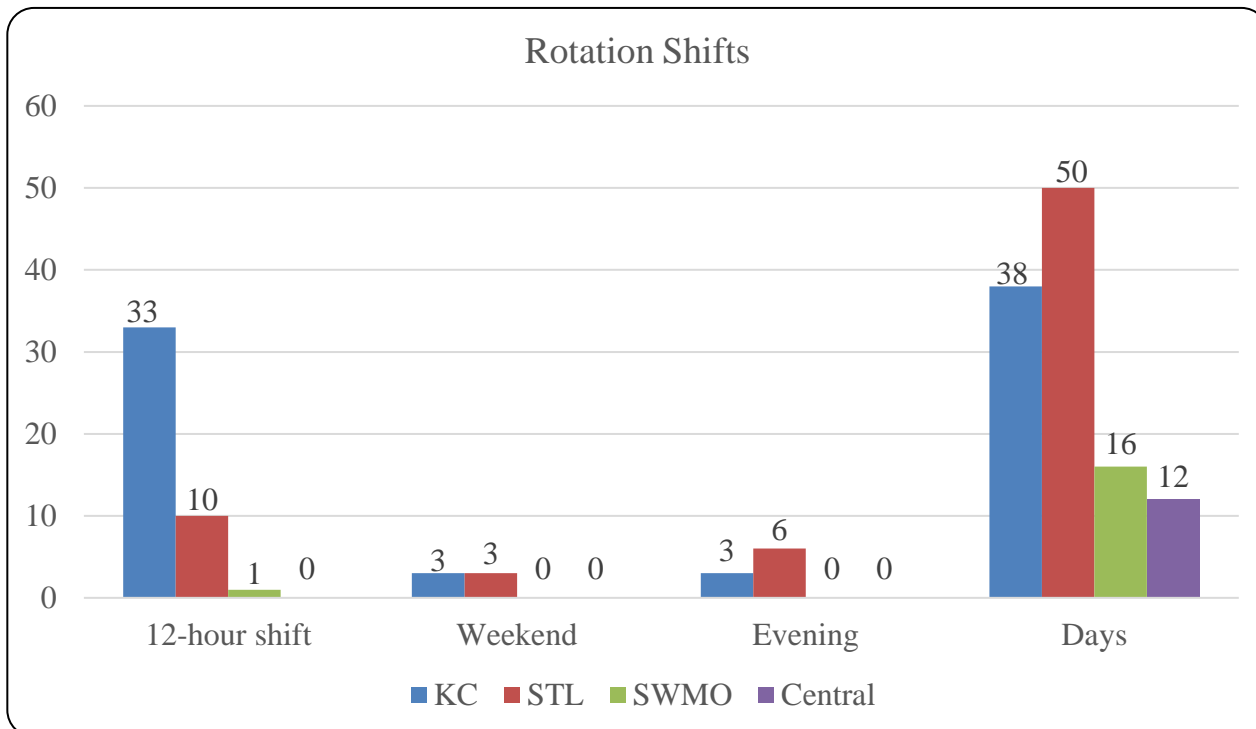
Source: MHA Clinical Faculty Academy Survey

**Table 6: Number of students taught by reporting Clinical Faculty Academy attendees**



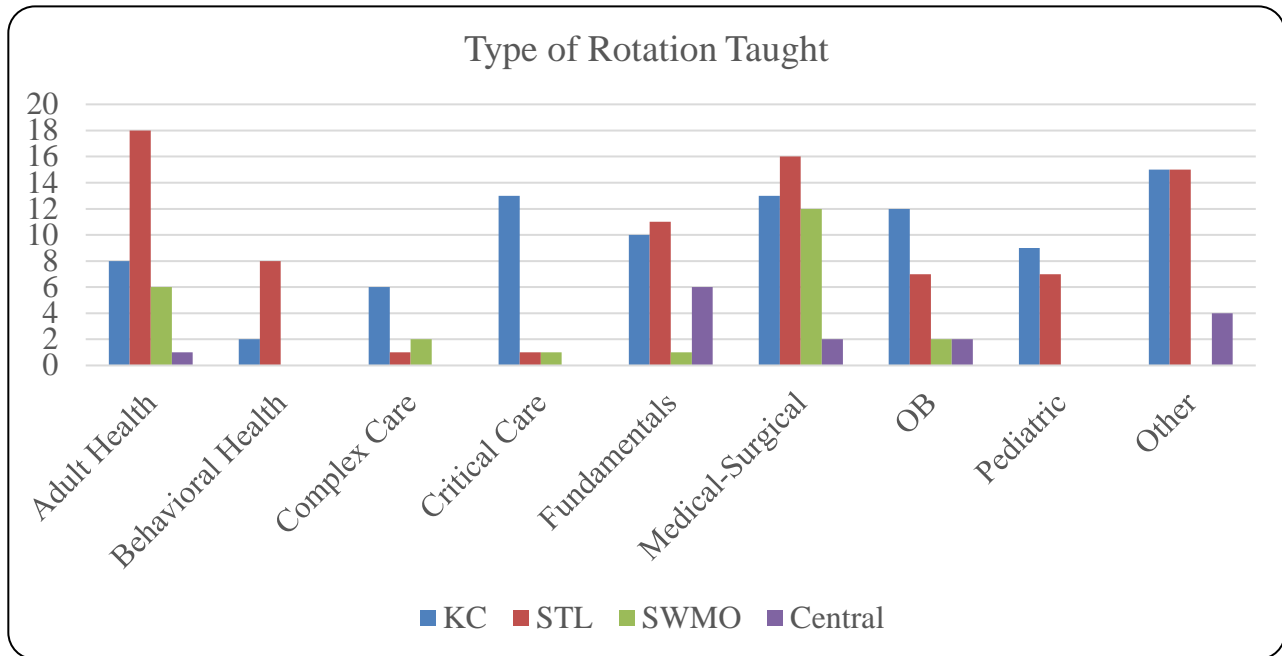
Source: MHA Clinical Faculty Academy Survey

**Table 7: Number of clinical rotations taught by shift and area as reported by Clinical Faculty Academy attendees**



Source: MHA Clinical Faculty Academy Survey

**Table 8: Type and number of clinical rotations taught reported by Clinical Faculty Academy attendees**



Source: MHA Clinical Faculty Academy Survey

In addition to compiling more detail about adjunct clinical faculty rotations, participants also provided estimates of the number of hours per week spent on related faculty activities.

**Table 9: Average number of hours per week spent on preparation, grading and communication, as reported by Clinical Faculty Academy attendees**

	Preparation	Grading	Communication
<b>Kansas City</b>	2.6	4.0	1.0
<b>St. Louis</b>	4.0	4.0	2.1
<b>Southwest</b>	4.2	6.0	0.0
<b>Central</b>	6.3	6.5	3.3
<b>Average</b>	3.7	4.5	2.0

Source: MHA Clinical Faculty Academy Survey

## NCLEX SCORES

NCLEX scores indicate that student performance has not been affected because of the use of loaned faculty through the expansion initiative. Appendices N, O, P, and Q show the NCLEX pass rates for participating schools in Kansas City, St. Louis, Central and Southwest Missouri for at least two years prior to the start of the initiative and the years following the start of the initiative.

## **FINANCIAL RELATIONSHIPS**

Asked which entity (hospital or school) compensates the respondent for adjunct clinical faculty work, 85 individuals responded. Seventy indicated they were compensated directly by the school of nursing.

We speculate that both the schools and hospital-employed adjunct clinical faculty prefer this reimbursement model. For schools, it offers greater control and integration with their full-time faculty; and the hospital-employed nurses are able to pick up additional paid hours as clinical instructors.

## **ANNUAL REPORT DISSEMINATION**

The information in this annual report is shared with hospital and nursing school communities each year. In Kansas City, the information in the 2017-18 annual report was shared at the June 6, 2018, joint meeting of the Collegiate Nurse Educators of Greater Kansas City (CNE) and the Kansas City Area Nurse Executives (KCANE). In St. Louis, a joint meeting of hospitals and nursing schools was held September 20, 2018. Meetings in the Southwest and Central areas were not held.

## **CONCLUSION**

The Nurse Expansion Initiative continues to play an important role as Missouri hospitals have increased the number of new graduate nurses they are hiring this year. The initiative has evolved over time and has contributed to better working relationships between hospitals and schools of nursing. Enrollment has increased over the term of the initiative, which has been successful in expanding opportunities for nurses who would not have ordinarily been qualified to teach clinical education in a baccalaureate-nursing program.



**Kansas City****Nursing Schools**

Avila University  
 Graceland University

Johnson County Community College  
 Kansas City Kansas Community College  
 Metropolitan Community College - Penn Valley  
 MidAmerica Nazarene University  
 Missouri Western State University  
 National American University  
 Park University  
 Research College of Nursing

Saint Luke's College of Health Sciences  
 University of Central Missouri  
 University of Kansas School of Nursing  
 University of Missouri-Kansas City School of Nursing  
 University of Saint Mary  
 William Jewell College

**Hospitals**

Belton Regional Medical Center  
 Centerpoint Medical Center  
 Children's Mercy Kansas City  
 Lee's Summit Medical Center  
 Liberty Hospital  
 Menorah Medical Center  
 North Kansas City Hospital  
 Olathe Medical Center  
 Overland Park Regional Medical Center  
 Providence Medical Center  
 Research Medical Center  
 Saint Luke's East - Lee's Summit  
 Saint Luke's Hospital of Kansas City  
 Saint Luke's North Hospital  
 Saint Luke's South Hospital  
 Shawnee Mission Medical Center  
 St. Joseph Medical Center  
 St. Mary's Medical Center  
 Truman Medical Center, Hospital Hill  
 Truman Medical Center, Lakewood  
 University of Kansas Hospital

**St. Louis****Nursing Schools**

Chamberlain College of Nursing  
 East Central College - Union  
 Goldfarb School of Nursing at Barnes Jewish College  
 Jefferson College - Hillsboro  
 Kaskaskia College - Centralia, IL  
 Lewis and Clark Community College - Godfrey, IL  
 Lutheran School of Nursing  
 Maryville University School of Nursing  
 Saint Louis University School of Nursing  
 Southwestern Illinois College - Belleville, IL  
 University of Missouri-St. Louis College of Nursing

**Hospitals**

Alton Memorial Hospital  
 Anderson Hospital  
 Barnes-Jewish Hospital  
 Barnes-Jewish St. Peters Hospital  
 Barnes-Jewish West County Hospital  
 CenterPointe Hospital  
 Christian Hospital  
 HSHS St. Elizabeth Hospital  
 Kindred Hospital St. Louis  
 Mercy Hospital Jefferson  
 Mercy Hospital St. Louis  
 Mercy Hospital Washington  
 Mercy Hospital South  
 Missouri Baptist Medical Center  
 Progress West Hospital  
 Ranken Jordan Pediatric Bridge Hospital  
 SSM Health Saint Louis University Hospital  
 Shriner's Hospitals for Children  
 SSM Health Cardinal Glennon Children's Hospital  
 SSM Health DePaul Hospital – St. Louis  
 SSM Health St. Clare Hospital – Fenton  
 SSM Health St. Joseph Hospital – Lake Saint Louis  
 SSM Health St. Joseph Hospital – St. Charles  
 SSM Health St. Mary's Hospital – St. Louis  
 St. Alexius Hospital  
 St. Louis Children's Hospital  
 St. Luke's Des Peres Hospital  
 St. Luke's Hospital

**Southwest**

**Central**

**Nursing Schools**

**Nursing Schools**

Bolivar Technical College  
College of the Ozarks  
Cox College of Nursing  
Crowder College  
Mercy College of Nursing and Health Sciences/Southwest Baptist University  
Missouri Southern State University  
Missouri State University  
Ozarks Technical Community College  
Texas County Technical College

Central Methodist University  
Columbia College  
Lincoln University  
Missouri Valley College  
Moberly Area Community College  
State Fair Community College  
Truman State University  
University of Missouri-Sinclair School of Nursing

**Hospitals**

**Hospitals**

CoxHealth  
Cox Medical Center Branson  
Cox Monett Hospital  
Cox South  
Freeman Health System  
Mercy Hospital Lebanon  
Mercy Hospital Springfield

Boone Hospital Center  
Hannibal Regional Hospital  
Harry S. Truman Memorial Veteran's Hospital  
Lafayette Regional Health Center  
Northeast Regional Medical Center  
SSM Health St. Mary's Hospital  
University of Missouri Health Care

**Clinical Faculty Academy  
List of Participants 2018-19  
Kansas City**

**Appendix B**

<b>Date Attended Academy</b>	<b>First Name</b>	<b>Last Name</b>	<b>Affiliated Hospital and / or Nursing School*</b>
Aug-18	Whitney	Abbott	
Aug-18	Kyla	Anderson	Saint Luke's Hospital of Kansas City
Aug-18	Sarah	Andrews	Heartland Regional Medical Center / Missouri Western State University
Aug-18	Debra	Austin	Saint Luke's East Hospital
Aug-18	Theresa	Bachman	Kansas City Kansas Community College
Aug-18	Katherine	Barnthouse	Saint Luke's Hospital of Kansas City
Aug-18	Mary	Benson <sup>2</sup>	
Aug-18	Amanda	Bentley	Kansas City Kansas Community College
Aug-18	Lana	Borden	Children's Mercy Kansas City
Aug-18	Jordan	Callahan	Saint Luke's Hospital of Kansas City
Aug-18	Brie	Cantrell	Saint Luke's College
Aug-18	Erica	Clough	Saint Luke's East Hospital
Aug-18	Nicole	Cordonnier	Heartland Regional Medical Center / Missouri Western State University
Aug-18	Amanda	Cornelius	North Kansas City Hospital / University of Central Missouri
Aug-18	Cynthia	Curtin	Centerpoint Medical Center / Research College of Nursing
Aug-18	Andrea	D'Achiardi	
Aug-18	Lettie	Dellenbaugh	Saint Luke's Hospital of Kansas City
Aug-18	Victor	DeMarco	Saint Luke's Hospital of Kansas City
Aug-18	Tina	Dill	Saint Luke's Hospital of Kansas City
Aug-18	Carmen	Duitsman	Research Medical Center / Research College of Nursing
Aug-18	Monica	Elliott	Children's Mercy Kansas City
Aug-18	Paul	Ferguson	Saint Luke's East Hospital
Aug-18	Zipporah	Gachoya	North Kansas City Hospital / Saint Luke's College
Aug-18	Rebecca	Guiheen	Saint Luke's South Hospital
Aug-18	Laura	Hale <sup>1</sup>	Truman Medical Centers / Concorde Career College
Aug-18	Becky	Hottovy	Shawnee Mission Medical Center / MidAmerica Nazarene University
Aug-18	Sue	Kingore	Concorde Career College
Aug-18	Barbara	Kinney	Research Medical Center / Metropolitan Community College - Penn Valley
Aug-18	Nancy	Krahl	Saint Luke's College
Aug-18	Melissa	Lawson	Saint Luke's College
Aug-18	Amy	Lueger	Saint Luke's College
Aug-18	Christine	Mack	Saint Luke's Hospital of Kansas City
Aug-18	Madeline	Malley	Saint Luke's Hospital of Kansas City
Aug-18	Brittnee	McDonald	Saint Luke's East Hospital
Aug-18	Crystal	Mollett	Centerpoint Medical Center / Metropolitan Community College - Penn Valley
Aug-18	Jill	Morsbach	Saint Luke's College
Aug-18	Cindy	Motley	Saint Luke's Hospital of Kansas City

**Clinical Faculty Academy  
List of Participants 2018-19  
Kansas City**

**Appendix B**

<b>Date Attended Academy</b>	<b>First Name</b>	<b>Last Name</b>	<b>Affiliated Hospital and/or Nursing School</b>
Aug-18	Maureen	Murphy	Saint Luke's Hospital of Kansas City
Aug-18	Dominique	Nero	Saint Luke's College
Aug-18	Diana	Owenby	Park University
Aug-18	Alerica	Petty	Research Medical Center / Research College of Nursing
Aug-18	Sydney	Piles	William Jewell College
Aug-18	Alicia	Roberts	Saint Luke's East Hospital
Aug-18	Suzanne	Ryan	University of Saint Mary
Aug-18	Stacy	Sedler	Saint Luke's College
Aug-18	Michael	Senne <sup>2</sup>	Saint Luke's Hospital of Kansas City
Aug-18	Charleen	Sims	Centerpoint Medical Center / Research College of Nursing
Aug-18	Jennifer	Standridge	Centerpoint Medical Center / William Jewell College
Aug-18	Terri	Stewart <sup>2</sup>	Saint Luke's Hospital of Kansas City
Aug-18	Marie Ann	Taboada	Saint Luke's College
Aug-18	Sandra	Tapp	Donnelly College
Aug-18	Carol	Tieman	Concorde Career College
Aug-18	Diana	Tilton	Saint Luke's College
Aug-18	Samantha	Torres Ortiz	Saint Luke's South Hospital
Aug-18	Vickie	Tucker	Saint Luke's Hospital of Kansas City
Aug-18	Jennifer	Wessol <sup>2</sup>	Saint Luke's Hospital of Kansas City
Aug-18	Krystene	Wray	Shawnee Mission Medical Center / Johnson County Community College
Jan-19	Teri	Ackerson	Saint Luke's Hospital of Kansas City
Jan-19	Lilli	Biggs	MidAmerica Nazarene University
Jan-19	Raechel	Blades	Truman Medical Centers / Missouri Western State University
Jan-19	Kacey	Brown	Saint Luke's Hospital of Kansas City
Jan-19	Janice	Broylez	Saint Luke's Hospital of Kansas City
Jan-19	Chante'	Campbell-Nixon	Children's Mercy Kansas City
Jan-19	Zach	Canole	Saint Luke's Hospital of Kansas City
Jan-19	Jessica	Carney	Saint Luke's Hospital of Kansas City
Jan-19	Gabby	Church	Saint Luke's Hospital of Kansas City
Jan-19	Ashley	Davis	Children's Mercy Kansas City / MidAmerica Nazarene University
Jan-19	Kinsy	DeBolt	University of Kansas Hospital / MidAmerica Nazarene University
Jan-19	Kathryn	Dixon	Olathe Medical Center Inc. / MidAmerica Nazarene University
Jan-19	Katie	Fast	University of Kansas
Jan-19	Rosa Maria	Fleytas	University of Kansas Hospital / Johnson County Community College
Jan-19	Margo	Fohey	Metropolitan Community College - Penn Valley
Jan-19	Taylor	Freudenberg	Saint Luke's East Hospital
Jan-19	Pamela	Gardner <sup>1</sup>	Saint Luke's College
Jan-19	Amanuel	Gebeyehu	Saint Luke's East Hospital
Jan-19	Barbara	Ginsberg	Saint Luke's East Hospital
Jan-19	Gayle	Graybill <sup>2</sup>	Saint Luke's Hospital of Kansas City

**Clinical Faculty Academy  
List of Participants 2018-19  
Kansas City**

**Appendix B**

<b>Date Attended Academy</b>	<b>First Name</b>	<b>Last Name</b>	<b>Affiliated Hospital and/or Nursing School</b>
Jan-19	Hilary	Hall	Children's Mercy Kansas City
Jan-19	Deborah	Hall	University of Kansas Hospital / MidAmerica Nazarene University
Jan-19	Nicholas	Harrell	MidAmerica Nazarene University
Jan-19	Christi	Hay <sup>2</sup>	Olathe Medical Center Inc. / MidAmerica Nazarene University
Jan-19	Jane	Hedrick	Saint Luke's Hospital of Kansas City
Jan-19	Erin	Kelly	Saint Luke's Hospital of Kansas City
Jan-19	Rebecca	Koehn	University of Kansas Hospital / Benedictine College
Jan-19	Sarah	Kroeker	University of Kansas
Jan-19	Melissa	Lawrence	Neosho County Community College
Jan-19	Matthew	McKittrick	MidAmerica Nazarene University
Jan-19	Vicki	Meek	Saint Luke's College
Jan-19	Aaron	Merrell	Truman Medical Centers / MidAmerica Nazarene University
Jan-19	Heather	Nell	North Kansas City Hospital / Missouri Western State University
Jan-19	Georgianna	Nesbihal	Saint Luke's Hospital of Kansas City / MidAmerica Nazarene University
Jan-19	Bridget	O'Brien	Saint Luke's Hospital of Kansas City
Jan-19	Catherine	O'Neill	Children's Mercy Kansas City / University of Missouri - Kansas City
Jan-19	Mark	Puno	University of Kansas Hospital / MidAmerica Nazarene University
Jan-19	Cathy	Ramsey	Kansas City VA Medical Center
Jan-19	Julia	Reinhardt	University of Kansas Hospital / Benedictine College
Jan-19	Lashunda	Robinson	Saint Luke's East Hospital
Jan-19	April	Smith	Olathe Medical Center / MidAmerica Nazarene University
Jan-19	Ashlye	Speer	Menorah Medical Center / MidAmerica Nazarene University
Jan-19	Amanda	Trujillo	University of Kansas Hospital / Saint Luke's College
Jan-19	Allison	Vance	Saint Luke's Hospital of Kansas City
Jan-19	Angela	Voga	Missouri Western State University
Jan-19	Katelyn	Walser	MidAmerica Nazarene University
Jan-19	Maryalice	Williams	Saint Luke's Hospital of Kansas City
Jan-19	Ebony	Wright	Kansas City Kansas Community College
Jan-19	Wanting	Yang	Shawnee Mission Medical Center / MidAmerica Nazarene University
Jan-19	Brittany	Zimmerman	MidAmerica Nazarene University
Jan-19	Hannah	Zorich	Saint Luke's East Hospital
<sup>1</sup> attended only day 1 <sup>2</sup> attended only day 2			*reported by participant

**Clinical Faculty Academy  
List of Participants 2018-19  
St. Louis**

**Appendix C**

<b>Date Attended Academy</b>	<b>First Name</b>	<b>Last Name</b>	<b>Affiliated Hospital and/or Nursing School</b>
Aug-18	Allison	Bass	St. Louis College of Health Careers
Aug-18	Karen	Bettison	SSM Health St. Joseph's Hospital - Wentzville
Aug-18	Danielle	Blake	Southern Illinois University Edwardsville
Aug-18	Lillian	Bogan	Midwest Careers Source
Aug-18	Jessica	Booker	CenterPointe Hospital
Aug-18	Glenda	Brown <sup>1</sup>	Barnes-Jewish Hospital
Aug-18	Nikya	Bowers	VA St. Louis Health Care System
Aug-18	Jason	Brauninger	Saint Louis University School of Nursing
Aug-18	Brandy	Broadway	Hawthorn Children's Psychiatric Hospital
Aug-18	Nadja	Caus	Barnes Jewish Hospital
Aug-18	Anna	Cox	Saint Louis University School of Nursing
Aug-18	Erin	Foerstel	St. Louis College of Health Careers
Aug-18	Kim	Garvilla	Barnes-Jewish Hospital
Aug-18	Cristen	Giangarra-Palazzolo	Barnes-Jewish Hospital
Aug-18	Marta	Gray	Saint Louis University School of Nursing
Aug-18	Amy	Hinzpeter	St. Louis College of Health Careers
Aug-18	R.N.	Hudnut	Barnes-Jewish Hospital
Aug-18	Lisa	Hughes	SSM Health DePaul Hospital - St. Louis
Aug-18	Kathryn	Iden	Northwest Healthcare Emergency Department
Aug-18	Cassandra	Johnson	Chamberlain College of Nursing
Aug-18	Nora	Kessler	University of Missouri - St. Louis College of Nursing
Aug-18	Lisa	King	Blessing-Rieman College of Nursing & Health Sciences
Aug-18	Jennifer	Knebel	Barnes-Jewish Hospital
Aug-18	Erika	Knuffman	Blessing Rieman College of Nursing
Aug-18	Melissa	Kulp	Southern Illinois University at Edwardsville
Aug-18	Jennifer	Licare	Barnes-Jewish Hospital
Aug-18	Jessica	Loos	Blessing Rieman College of Nursing
Aug-18	Meagan	McCaughey	University of Missouri Health System
Aug-18	Dana	Merritt	Goldfarb School of Nursing at Barnes-Jewish College
Aug-18	Craig	Moergen	St. Louis University School of Nursing
Aug-18	Lora	Mullen	St. Louis College Health Careers
Aug-18	David	Murphy Smith	Lutheran School of Nursing
Aug-18	Patricia	Nieder	Barnes-Jewish Hospital
Aug-18	Tammy	Nigh	Lutheran School of Nursing
Aug-18	Danielle	Njeri	University of Missouri - St. Louis College of Nursing
Aug-18	Linda	Noll <sup>1</sup>	Goldfarb School of Nursing at Barnes-Jewish College
Aug-18	Amber	Nordik	Chamberlain College of Nursing
Aug-18	Rebecca	Ott	Missouri Baptist Medical Center
Aug-18	Constance	Owen	SSM Health St. Mary's Hospital
Aug-18	Jessica	Peuterbaugh	University of Missouri-Women's and Children's Hospital
Aug-18	Mikie	Rachman	Goldfarb School of Nursing at Barnes-Jewish College

**Clinical Faculty Academy  
List of Participants 2018-19  
St. Louis**

**Appendix C**

<b>Date Attended Academy</b>	<b>First Name</b>	<b>Last Name</b>	<b>Affiliated Hospital and/or Nursing School</b>
Aug-18	Sean	Riley	Saint Louis University School of Nursing
Aug-18	Danielle	Ronco	Maryville University
Aug-18	Jill	Schwendemann	St. Louis College of Health Careers
Aug-18	Jessica	Seeck	Goldfarb School of Nursing at Barnes-Jewish College
Aug-18	Brian	Shaw	Goldfarb School of Nursing at Barnes-Jewish College
Aug-18	Peter	Smith	Lutheran School of Nursing
Aug-18	Annie	Vining	University of Missouri - St. Louis College of Nursing
Aug-18	Kayla	Weiss	Missouri Baptist Medical Center
Aug-18	Chelsey	Wetzler	Chamberlain College of Nursing
Aug-18	Maria	Whalen	Barnes-Jewish Hospital
Aug-18	Marian	Williams	Signature Care Management
Aug-18	Raishelle	Willis	Lutheran School of Nursing
Aug-18	Patty	Wilson	Hawthorn Children's Psychiatric Hospital
Aug-18	Kathleen	Zervas	Barnes-Jewish Hospital
Aug-18	Joyce	Zimmer	Lutheran School of Nursing
Jan-19	Stacie	Adams-Owens	Lindenwood University
Jan-19	Kelly	Adkins	Mercy Hospital Washington
Jan-19	Rachel	Allen	Saint Louis University School of Nursing / Saint Louis Children's Hospital
Jan-19	Carla	Amos	SSM Health St. Louis
Jan-19	Julia	Biayi	University of Missouri - St. Louis College of Nursing
Jan-19	Vershell	Brice-King	SSM Health St. Joseph Hospital
Jan-19	Angela	Brown	St. Louis Children's Hospital
Jan-19	Glenda	Brown	Goldfarb School of Nursing at Barnes-Jewish College
Jan-19	Erin	Butler	SSM Health Cardinal Glennon Children's Hospital
Jan-19	Brittini	Caldwell	Barnes-Jewish St. Peters Hospital
Jan-19	Stacie	Chaffin	Applied Tech
Jan-19	Martha	Colon <sup>1</sup>	Saint Louis University School of Nursing
Jan-19	Randee	Cunningham	Anderson Hospital
Jan-19	Kisha	Davis	Applied Tech
Jan-19	Barbara	Dixon	Lutheran School of Nursing
Jan-19	Donna	Donabedian	Cox College of Nursing
Jan-19	Chelsea	Dunlap	Webster Groves School District
Jan-19	Julie	Endsley	Lutheran School of Nursing
Jan-19	Rachel	Engelmeyer	SSM Health St. Louis
Jan-19	Chelsea	Fischer	St. Louis Children's Hospital
Jan-19	Christopher	Guelbert	Goldfarb School of Nursing at Barnes-Jewish College
Jan-19	Sarah	Halliday	Southern Illinois University at Edwardsville
Jan-19	Kierstin	Hancock	Mercy Hospital St. Louis
Jan-19	Veronica	Harlston	Southern Illinois University at Edwardsville

**Clinical Faculty Academy  
List of Participants 2018-19  
St. Louis**

**Appendix C**

<b>Date Attended Academy</b>	<b>First Name</b>	<b>Last Name</b>	<b>Affiliated Hospital and/or Nursing School</b>
Jan-19	Alyssa	Harrell	SSM Health Cardinal Glennon Children's Hospital
Jan-19	Danielle	Hawkins	Southern Illinois University Edwardsville
Jan-19	Heidi	Heitgerd	Barnes-Jewish Hospital
Jan-19	Dawn	Henry	Cox College of Nursing
Jan-19	Megan	Holtmann	Kaskaskia College
Jan-19	Rebekah	Howard	Barnes-Jewish Hospital
Jan-19	Erin	Isaac	Lutheran School of Nursing
Jan-19	Alexandra	Johansson	St. Louis Children's Hospital
Jan-19	Sarah	Jones	Metropolitan St. Louis Psychiatric Center
Jan-19	Mary Jean	Klein	Chamberlain College of Nursing
Jan-19	Jennifer	Lakin	Lutheran School of Nursing
Jan-19	Michelle	Layden	St. Louis Children's Hospital
Jan-19	Jennifer	Ludwig	Missouri Baptist Medical Center
Jan-19	Kelsey	Massa	Southern Illinois University at Edwardsville
Jan-19	Melissa	McClellan	St. Luke's Hospital
Jan-19	Matthew	Meadows	Missouri Baptist Medical Center
Jan-19	Dianna	Meyer	Christian Northeast Hospital
Jan-19	Joshua	Minks	SSM Health St. Joseph West
Jan-19	Jennifer	Pallone	Dept. of Veterans Affairs
Jan-19	Kelly	Pittman	Cox College of Nursing
Jan-19	Jessica	Schneider	Southern Illinois University Edwardsville
Jan-19	Alexandra	Schuhmacher	SSM Health St. Louis
Jan-19	Katie	Shine <sup>1</sup>	St. Louis Community College - Forest Park
Jan-19	Becky	Squibb	CoxHealth
Jan-19	Kristine	Strong	Cox College of Nursing
Jan-19	Ramona	Symonette	Lutheran School of Nursing
Jan-19	Connie	Thompson	HSHS St. Elizabeth's Hospital
Jan-19	Susan	Traylor	University of Missouri - St. Louis College of Nursing
Jan-19	Claribell	Trochuck	Missouri Baptist Medical Center
Jan-19	Tasha	Vallee	Saint Louis University School of Nursing
Jan-19	Jessica	Vandergriff	St. Louis Children's Hospital
Jan-19	Stacie	Welz	Barnes-Jewish Hospital
Jan-19	Dawn	Wotawa Bennett	Mercy Hospital South
Jan-19	Ellen	Yates	St. Charles Community College
Jan-19	Elaine	Young	University of Missouri - St. Louis College of Nursing
	<sup>1</sup> attended only day 1		*reported by participant



**Clinical Faculty Academy  
List of Participants 2018-19  
Central Missouri**

**Appendix D**

<b>Date Attended Academy</b>	<b>First Name</b>	<b>Last Name</b>	<b>Affiliated Hospital and/or Nursing School</b>
July-18	Addison	Watson	Boone Hospital Center
July-18	Aisha	Ahmouda	Columbia College
July-18	Becky	Richards	SSM Health St. Mary's Hospital
July-18	Cheryl	Stallo	Boone Hospital Center
July-18	Crystal	Morris	Lincoln University
July-18	Elaine	Beach	University of Missouri Hospital
July-18	Felicia	Anunoby	Jefferson City Manor Care Center
July-18	Glenda	Raithel	SSM Health St. Mary's Hospital
July-18	Heather	Hockaday	State Fair Community College
July-18	Jennifer	Whitaker	University of Missouri- Sinclair School of Nursing
July-18	Julie	Kiefer	Moberly Area Community College
July-18	Kristi	Henke	Moberly Area Community College
July-18	Lauren	McDonald	University of Missouri-Columbia
July-18	LuAnn	Tandy	Harry S. Truman Memorial Veteran's Hospital
July-18	Malaika	Gallimore	University of Missouri- Sinclair School of Nursing
July-18	Meagan	Watson	Moberly Area Community College
July-18	Monica	Duemmel	Moberly Area Community College
July-18	Nina	Clippard	University of Missouri Hospital
July-18	Roberta	Griffitt	Missouri Valley College
July-18	Sally	Lane	SSM Health St. Mary's Hospital
July-18	Sarah	Hollenberg	University of Missouri Hospital
July-18	Shanna	Marshall	Boone Hospital Center
July-18	Sheena	Nichols	Northeast Regional Medical Center
July-18	Stephanie	Sutherland	University of Missouri Health Care
July-18	Steveny	Grieve	Lincoln University
July-18	Sue	Fowler	University of Missouri- Sinclair School of Nursing
July-18	Tiffany	Lehman	Columbia College
July-18	Tyva	Sprouse	University of Missouri - Columbia

**Clinical Faculty Academy  
List of Participants 2018-19  
Southwest Missouri**

**Appendix E**

<b>Date Attended Academy</b>	<b>First Name</b>	<b>Last Name</b>	<b>Affiliated Hospital and/or Nursing School *</b>
Aug-18	Bailee	Bailey	Bolivar Technical College
Aug-18	Stacy	Bohn	Cox College
Aug-18	Sierra	Brodin	Freeman Health System
Aug-18	Jade	Burgess	CoxHealth
Aug-18	Yvonne	Callahan	Mercy College of Nursing and Health Sciences
Aug-18	Miriam	Carr	Lincoln University
Aug-18	Tracy	Cook	Mercy Hospital Springfield
Aug-18	Bonnie	Coursey	South Central Career Center
Aug-18	James	Doggett	CoxHealth
Aug-18	Crystal	Ericksen	Bolivar Technical College
Aug-18	Tami	Glessner	SBU/Mercy College of Nursing
Aug-18	Shannon	Hobson	Cox Monett Hospital
Aug-18	Kayla	Holder	Bolivar Technical College
Aug-18	Andrea	Jones	Mercy Hospital Springfield
Aug-18	Camille	Kochs	Mercy College of Nursing and Health
Aug-18	Teri	Komm	Bolivar Technical College
Aug-18	Chrissy	Larsen	Freeman Health System
Aug-18	Brenda	Mitchell	Truman State University
Aug-18	Kathleen	Mullen <sup>1</sup>	CoxHealth
Aug-18	Tori	O'Brien	Central Care Cancer Center
Aug-18	Leigha	Pellegren	Mercy College of Nursing and Health
Aug-18	Martha	Perkins	Mercy Hospital Springfield
Aug-18	Barbara	Rasmussen	Cox College
Aug-18	Crystal	Ray	Mercy Hospital Lebanon
Aug-18	Stephanie	Rich	Cox South
Aug-18	Ashlee	Rudisill	Mercy College of Nursing and Health
Aug-18	Sara	Staples	Missouri Southern State University
Aug-18	Karla	VanHorn	Cox College
Aug-18	Becky	Wernsing	South Central Career Center
Aug-18	Stephenie	Zinter	Cox College of Nursing
<sup>1</sup> attended only day 1			*reported by participant

**Clinical Faculty Academy  
Evaluation Summary  
Kansas City**

**Appendix F**

**COURSE OBJECTIVES**

	<b>Aug 2018</b>		<b>Jan 2019</b>	
	<b>Number of Responses</b>	<b>Mean Score (Scale 1-5)</b>	<b>Number of Responses</b>	<b>Mean Score (Scale 1-5)</b>
A. Identify the content and processes necessary for curriculum development and program planning for nursing education programs.	49	4.51	38	4.47
B. Discuss legal issues related to the education of students in a clinical setting.	49	4.51	38	4.53
C. Discuss the process of clinical evaluation for students at various levels in the curriculum.	49	4.49	38	4.47
D. Describe learning experiences that engage students in developing clinical expertise.	49	4.51	38	4.42
E. Explore the challenge of multiple roles as staff, adjunct clinical faculty, and other professional and/or life roles.	49	4.43	38	4.42
F. Describe approaches to clinical pre/post conferences.	49	4.59	38	4.53
G. Discuss issues in dealing with the difficult students in the clinical setting.	49	4.51	38	4.53
H. Gain awareness of best practices in facilitating clinical learning.	49	4.55	38	4.53
I. Content – application to my role as a clinical educator	49	4.59	38	4.47
J. Binders, materials, and handouts	49	4.65	38	4.39
K. Pre-registration materials and communication	49	4.61	38	4.53
L. Meeting space – seating, lighting, sound, comfort, and food	49	4.51	38	4.63
<b>M. OVERALL RATING FOR THE ACADEMY</b>	<b>48</b>	<b>4.58</b>	<b>38</b>	<b>4.45</b>

**Clinical Faculty Academy  
Evaluation Summary  
Kansas City**

**Appendix F**

(Evaluation Summary continued - Kansas City)

		Aug 2018		Jan 2019	
		Number of Responses	Percentage	Number of Responses	Percentage
<b>1. Educational background</b>	BSN, working toward MSN	33	57.9%	38	74.5%
	MSN	20	35.1%	12	23.5%
	Masters (not MSN)	0	0.0%	0	0.0%
	Other	4	7.0%	1	2.0%
<b>2. Experience as a clinical educator</b>	None	27	47.4%	18	35.3%
	Less than one year	13	22.8%	18	35.3%
	One or more years	17	29.8%	15	29.4%
<b>3. Age</b>	20-29 years old	21	36.8%	21	41.2%
	30-39 years old	11	19.3%	9	17.6%
	40-49 years old	9	15.8%	11	21.6%
	50+ years old	16	28.1%	12	19.6%
<b>4. Gender</b>	Male	5	8.8%	6	11.8%
	Female	52	91.2%	45	88.2%
<b>5. Ethnicity/Race</b>	Asian	1	1.7%	2	3.9%
	American Indian/Alaskan Native	1	1.7%	0	0.0%
	Black/African American	3	5.3%	3	5.9%
	Hispanic/Latino	3	5.3%	0	0.0%
	Native Hawaiian or Other Pacific Islander	0	0.0%	0	0.0%
	More than one race	3	5.3%	3	5.9%
	White	46	80.7%	43	84.3%
<b>6. What percentage of material was new to you?</b>	Over 50%	16	32.7%	16	42.1%
	25-50%	16	32.7%	12	31.6%
	10-25%	11	22.5%	5	13.2%
	Less than 10%	6	12.2%	5	13.2%
<b>7. I would like to stay connected through (participants were asked to check all that apply):</b>	Additional face-to-face training opportunities.	22	51.2%	15	45.5%
	Online training opportunities.	31	72.1%	19	57.6%
	Web site with such features as FAQs, helpful tips, etc.	26	60.5%	24	72.7%

**Clinical Faculty Academy  
Evaluation Summary  
St. Louis**

**Appendix G**

**COURSE OBJECTIVES**

	Aug 2018		Jan 2019	
	Number of Responses	Mean Score (Scale 1-5)	Number of Responses	Mean Score (Scale 1-5)
A. Integrate best practices of clinical teaching into the clinical adjunct role.	50	4.76	50	4.92
B. Discuss legal issues related to the education of students in a clinical setting.	50	4.78	50	4.88
C. Discuss the process of clinical evaluation for students at various levels in the curriculum.	50	4.70	50	4.88
D. Describe learning experiences that engage students in developing clinical expertise.	50	4.48	50	4.92
E. Explore the challenge of multiple roles as staff, adjunct clinical faculty, and other professional and/or life roles.	50	4.52	50	4.76
F. Describe approaches to clinical pre/post conferences.	50	4.72	50	4.92
G. Identify the context and processes necessary for curriculum development and program planning.	50	4.26	50	4.62
H. Describe the variety of written assignments that may be required of students during clinical experience.	50	4.76	50	4.90
I. Discuss issues in dealing with the difficult student in the clinical setting.	50	4.70	50	4.84
J. Content – application to my role as a clinical educator	50	4.66	50	4.86
K. Binders, materials, and handouts	50	4.74	50	4.76
L. Pre-registration materials and communication	50	4.52	50	4.80
M. Meeting space – seating, lighting, sound, comfort, and food	50	4.62	50	4.82
<b>N. OVERALL RATING FOR THE ACADEMY</b>	<b>50</b>	<b>4.80</b>	<b>50</b>	<b>4.86</b>

**Clinical Faculty Academy  
Evaluation Summary  
St. Louis**

**Appendix G**

(Evaluation Summary continued - St. Louis)

	Aug 2018		Jan 2019	
	Number of Responses	Percentage	Number of Responses	Percentage
<b>1. Educational background</b>				
MSN	17	37.0%	24	32.4%
BSN, working toward MSN	24	52.2%	45	60.8%
Other	5	10.9%	5	6.8%
<b>2. Experience as a clinical educator</b>				
I have not yet worked as a clinical instructor.	19	41.3%	35	47.3%
Previously worked as a clinical educator	27	58.7%	39	52.7%
<b>3. Age</b>				
20-29 years old	8	17.4%	13	17.6%
30-39 years old	18	39.1%	18	24.3%
40-49 years old	7	15.2%	20	27.0%
50+ years old	13	28.3%	23	31.1%
<b>4. Gender</b>				
Male	3	6.5%	3	8.1%
Female	43	93.5%	57	91.2%
<b>5. Ethnicity/Race</b>				
Hispanic or Latino	1	2.2%	2	2.7%
American Indian/Alaskan Native				
Asian	1	2.2%		
Black or African American	6	13.0%	12	16.2%
Native Hawaiian or Other Pacific Islander				
White	36	78.3%	59	79.7%
Other	2	4.4%	1	1.3%
<b>6. What percentage of material was new to you?</b>				
Over 50%	23	46.0%	20	40.8%
25-50%	16	32.0%	21	42.9%
10-25%	8	16.0%	5	10.2%
Less than 10%	3	6.0%	3	6.1%
<b>7. I would like to stay connected through (participants were asked to check all that apply):</b>				
Additional face-to-face training opportunities.	27	58.7%	33	71.7%
Online training opportunities.	32	70.0%	36	78.2%
Web site with such features as FAQs, helpful tips, etc.	38	82.6%	34	74.0%

**Clinical Faculty Academy  
Evaluation Summary  
Central Missouri**

**Appendix H**

**COURSE OBJECTIVES**

		<b>July 2018</b>	
		Number of Responses	Mean Score (Scale 1-5)
A.	Integrate best practices of clinical teaching into the clinical adjunct role.	22	4.86
B.	Discuss legal issues related to the education of students in a clinical setting.	22	4.77
C.	Discuss the process of clinical evaluation for students at various levels in the curriculum.	22	4.64
D.	Describe learning experiences that engage students in developing clinical expertise.	22	4.82
E.	Explore the challenge of multiple roles as staff, adjunct clinical faculty, and other professional and/or life roles.	22	4.64
F.	Describe approaches to clinical pre/post conferences.	22	4.91
G.	Identify the context and processes necessary for curriculum development and program planning.	22	4.64
H.	Describe the variety of written assignments that may be required of students during clinical experience.	22	4.86
I.	Discuss issues in dealing with the difficult student in the clinical setting.	22	4.73
J.	Content – application to my role as a clinical educator	22	4.74
K.	Binders, materials, and handouts	22	4.86
L.	Pre-registration materials and communication	22	4.86
M.	Meeting space – seating, lighting, sound, comfort, and food	22	5.14
N.	<b>OVERALL RATING FOR THE ACADEMY</b>	<b>22</b>	<b>4.90</b>

**Clinical Faculty Academy  
Evaluation Summary  
Central Missouri**

**Appendix H**

(Evaluation Summary continued - Central)

		<b>July 2018</b>	
		Number of Responses	Percentage
<b>1. Educational background</b>	MSN	9	33.3%
	BSN, working toward MSN	12	44.4%
	Other	6	22.2%
<b>2. Experience as a clinical educator</b>	I have not yet worked as a clinical instructor.	17	63.0%
	Previously worked as a clinical educator	10	37.0%
<b>3. Age</b>	20-29 years old	5	18.5%
	30-39 years old	7	25.9%
	40-49 years old	6	22.2%
	50+ years old	9	33.3%
<b>4. Gender</b>	Male	1	3.7%
	Female	26	96.3%
<b>5. Ethnicity/Race</b>	Hispanic or Latino		
	American Indian/Alaskan Native		
	Asian	1	3.7%
	Black or African American	4	14.8%
	Native Hawaiian or Other Pacific Islander		
	White	22	81.5%
Other			
<b>6. What percentage of material was new to you?</b>	Over 50%	11	50.0%
	25-50%	6	27.3%
	10-25%	3	13.6%
	Less than 10%	2	9.0%
<b>7. I would like to stay connected through (participants were asked to check all that apply):</b>	Additional face-to-face training opportunities.	15	75.0%
	Online training opportunities.	15	75.0%
	Web site with such features as FAQs, helpful tips, etc.	12	60.0%



**Clinical Faculty Academy  
Evaluation Summary  
Southwest Missouri**

**Appendix I**

**COURSE OBJECTIVES**

		<b>Aug 2018</b>	
		Number of Responses	Mean Score (Scale 1-5)
A.	Integrate best practices of clinical teaching into the clinical adjunct role.	26	4.73
B.	Discuss legal issues related to the education of students in a clinical setting.	26	4.81
C.	Discuss the process of clinical evaluation for students at various levels in the curriculum.	26	4.27
D.	Describe learning experiences that engage students in developing clinical expertise.	26	4.81
E.	Explore the challenge of multiple roles as staff, adjunct clinical faculty, and other professional and/or life roles.	26	4.69
F.	Describe approaches to clinical pre/post conferences.	26	4.73
G.	Identify the context and processes necessary for curriculum development and program planning.	26	4.42
H.	Describe the variety of written assignments that may be required of students during clinical experience.	26	4.77
I.	Discuss issues in dealing with the difficult student in the clinical setting.	26	4.81
J.	Content – application to my role as a clinical educator	26	4.74
K.	Binders, materials, and handouts	26	4.81
L.	Pre-registration materials and communication	26	4.81
M.	Meeting space – seating, lighting, sound, comfort, and food	26	4.88
N.	<b>OVERALL RATING FOR THE ACADEMY</b>	<b>26</b>	<b>4.62</b>

**Clinical Faculty Academy  
Evaluation Summary  
Southwest Missouri**

**Appendix I**

(Evaluation Summary continued - Southwest)

		<b>Aug 2018</b>	
		Number of Responses	Percentage
<b>1. Educational background</b>	MSN	10	25.0%
	BSN, working toward MSN	25	62.5%
	Other	5	12.5%
<b>2. Experience as a clinical educator</b>	I have not yet worked as a clinical instructor.	14	35.0%
	Previously worked as a clinical educator	26	65.0%
<b>3. Age</b>	20-29 years old	10	25.0%
	30-39 years old	10	25.0%
	40-49 years old	11	27.5%
	50+ years old	9	22.5%
<b>4. Gender</b>	Male	1	2.5%
	Female	39	97.5%
<b>5. Ethnicity/Race</b>	Hispanic or Latino		
	American Indian/Alaskan Native	2	5.0%
	Asian		
	Black or African American	1	2.5%
	Native Hawaiian or Other Pacific Islander		
	White	36	90.0%
	Other	1	2.5%
<b>6. What percentage of material was new to you?</b>	Over 50%	10	38.5%
	25-50%	8	30.8%
	10-25%	5	19.2%
	Less than 10%	3	11.5%
<b>7. I would like to stay connected through (participants were asked to check all that apply):</b>	Additional face-to-face training opportunities.	13	52.0%
	Online training opportunities.	20	80.0%
	Web site with such features as FAQs, helpful tips, etc.	19	76.0%

## Kansas City Nursing School Enrollments and Graduations

## Appendix J Enrollments

NEW ENROLLMENTS																		
Number of Students Newly Admitted to the Nursing Program																		
COLLEGE	Base Year 2003-04	2004-05	2005-06	2006-07	2007-08	2008-09	2009-10	2010-11	2011-12	2012-13	2013-14	2014-15	2015-16	2016-17	2017-18	2018-19	Projected 2019-20	Projected 2020-21
Avila University BSN	26	36	36	43	50	56	56	56	56	56	63	68	65	61	54	54	54	54
Graceland University BSN	40	32	44	50	50	38	47	50	50	50	44	50	48	51	51	51	51	51
Johnson County Community College ADN	55	55	55	64	64	70	70	70	64	64	64	64	72	72	72	72	72	74
Johnson County Community College Refresher	NA	11	22	40	40	40	40	40	36	18	36	32	20	23	0	0	0	0
Kansas City Community College ADN	97	100	100	125	125	125	125	125	146	146	133	133	133	133	92	60	84	96
Metropolitan Community College Traditional ADN	164	158	160	147	137	151	141	143	164	145	158	144	146	143	143	148	158	158
Metropolitan Community College Evening/Weekend ADN	NA	NA	NA	28	0	0	21	0	22	7	21	28	7	21	7	0	21	0
MidAmerica Nazarene Univ. BSN	24	25	29	27	36	30	37	23	29	35	35	40	40	45	41	45	48	48
MidAmerica Nazarene Univ. Accelerated BSN	12	14	14	16	18	20	24	31	35	35	69	74	93	100	109	112	112	112
Missouri Western State Univ BSN	90	100	98	80	80	100	100	100	100	100	100	100	100	93	100	100	100	100
National American Univ. - Zona Rosa ADN <sup>1</sup>	NA	NA	44	47	48	48	48	48	48	48	48	48	48	18	0	0	0	0
National American Univ. - Overland Park BSN <sup>1</sup>	NA	NA	NA	NA	NA	34	42	50	38	30	39	32	33	28	48	48	0	0
Park University BSN <sup>2</sup>	40	40	39	40	40	40	65	65	65	65	65	51	40	24	42	65	85	90
Research College of Nursing Accelerated BSN	61	59	76	79	72	66	80	80	46	66	72	57	65	72	67	70	70	84
Research College of Nursing Traditional BSN	46	64	70	65	65	55	72	72	76	72	90	68	72	72	77	90	100	84
Saint Luke's College BSN	55	55	57	55	57	54	61	65	144	192	192	188	188	196	189	171	174	174
University of Central Missouri BSN	47	56	77	75	73	80	80	80	80	80	80	80	80	80	80	80	80	80
University of Kansas BSN	120	120	128	128	128	128	120	104	104	104	104	104	104	104	126	126	132	138
University of Missouri-KC BSN	80	80	80	80	80	80	80	76	76	76	76	76	76	76	70	70	70	70
University of Missouri-KC Accelerated BSN	NA	NA	NA	NA	NA	NA	NA	13	23	24	24	24	24	24	55	55	55	55
University of Saint Mary Traditional BSN	NA	NA	NA	42	37	37	39	45	42	43	40	48	48	48	32	36	44	40
University of Saint Mary Accelerated BSN	NA	NA	NA	NA	NA	NA	NA	NA	NA	11	14	24	24	21	15	25	30	34
William Jewell College Traditional BSN	40	42	57	42	40	39	35	40	35	37	30	57	65	49	54	35	60	60
William Jewell College Accelerated BSN	12	27	24	27	29	28	28	31	56	61	50	55	60	56	46	31	60	60
<b>Totals</b>	<b>1009</b>	<b>1074</b>	<b>1210</b>	<b>1300</b>	<b>1269</b>	<b>1319</b>	<b>1411</b>	<b>1407</b>	<b>1535</b>	<b>1565</b>	<b>1647</b>	<b>1645</b>	<b>1651</b>	<b>1610</b>	<b>1570</b>	<b>1544</b>	<b>1660</b>	<b>1662</b>
<sup>1</sup> National American University - Overland Park replaced their PN and ADN program with a BSN program in fall of 2011. The Zona Rosa program merged with the Overland Park program in 2017-2018. <sup>2</sup> Park University transitioned their ADN program to a BSN program in 2016.																		

**Kansas City Nursing School  
Enrollments and Graduations**

**Appendix J  
Graduations**

GRADUATIONS														
Number of Students														
COLLEGE	Base Year 2003-04	2006-07	2007-08	2008-09	2009-10	2010-11	2011-12	2012-13	2013-2014	2014-2015	2015-2016	2016-2017	2017-2018	2018-2019
Avila University BSN	22	34	37	44	48	48	52	46	52	51	40	44	41	38
Graceland University BSN	25	30	38	42	35	37	48	37	44	47	44	49	44	48
Johnson County Community College ADN	59	68	58	62	48	69	70	67	69	66	64	70	64	50
Johnson County Community College Refresher	NA	17	33	45	54	32	29	17	24	21	21	17	0	0
Kansas City Community College ADN	52	85	94	95	108	108	113	118	119	120	104	100	83	98
Metropolitan Community College Traditional AND	104	133	118	99	116	168	121	145	121	127	132	137	136	115
Metropolitan Community College Evening/Weekend ADN	NA	30	0	26	0	0	30	0	26	0	24	28	52	0
MidAmerica Nazarene Univ. BSN	14	20	21	22	28	23	29	31	33	32	35	38	39	42
MidAmerica Nazarene Univ. Accelerated BSN	6	16	15	14	18	31	35	32	35	63	80	86	94	109
Missouri Western State Univ BSN	67	92	84	93	90	83	91	91	89	96	87	93	84	83
National American Univ. - Zona Rosa ADN <sup>1</sup>	NA	28	31	24	22	43	43	37	29	27	20	30	25	0
National American Univ. - Overland Park BSN <sup>1</sup>	NA	NA	NA	NA	33	32	33	29	19	21	22	15	20	25
Park University BSN <sup>2</sup>	37	38	38	37	61	60	55	66	54	37	20	23	2	25
Research College of Nursing Accelerated BSN	56	74	62	65	78	72	42	60	65	48	49	51	65	61
Research College of Nursing Traditional BSN	31	47	46	56	65	62	58	55	59	55	58	47	56	60
Saint Luke's College BSN	45	53	47	56	62	61	61	63	165	182	174	170	172	175
University of Central Missouri BSN	30	43	68	69	68	64	76	67	70	76	77	70	70	79
University of Kansas BSN	113	120	126	122	121	116	101	93	100	100	98	102	99	123
University of Missouri-KC BSN	NA	61	60	62	70	87	72	73	67	72	69	44	52	47
University of Missouri-KC Accelerated BSN	NA	NA	NA	NA	NA	8	12	21	21	21	25	10	18	31
University of Saint Mary Traditional BSN	NA	NA	32	30	34	34	42	43	40	30	38	43	32	36
University of Saint Mary Accelerated BSN	NA	NA	NA	NA	NA	NA	NA	11	14	23	21	18	15	22
William Jewell College Traditional BSN	18	44	39	23	42	29	32	22	42	35	50	40	47	34
William Jewell College Accelerated BSN	8	22	27	26	24	31	55	46	46	51	54	49	46	42
<b>Totals</b>	<b>687</b>	<b>1055</b>	<b>1074</b>	<b>1112</b>	<b>1225</b>	<b>1298</b>	<b>1300</b>	<b>1270</b>	<b>1403</b>	<b>1401</b>	<b>1406</b>	<b>1374</b>	<b>1356</b>	<b>1343</b>

<sup>1</sup> National American University - Overland Park replaced their PN and ADN program with a BSN program in fall of 2011. The Zona Rosa program merged with the Overland Park program in 2017-2018.  
<sup>2</sup> Park University transitioned their ADN program to a BSN program in 2016.

**St. Louis Nursing School  
Enrollments and Graduations**

**Appendix K  
Enrollments**

NEW ENROLLMENTS																		
Number of Students Newly Admitted to the Nursing Program																		
COLLEGE	Base Year 2004-05	2005-06	2006-07	Projected 2007-08	2007-08	2008-09	2009-10	2010-11	2011-12	2012-13	2013-14	2014-15	2015-16	2016-17	2017-18	2018-19	Projected 2019-20	Projected 2020-21
Chamberlain College of Nursing - BSN	77	181	128	200	198	245	251	251	-	251	251	251	259	220	251	235	251	251
<sup>2</sup> Chamberlain College of Nursing - (On Line - ADN	70	106	100	100	51	n/a	n/a	n/a	n/a	n/a	n/a	n/a	n/a	n/a	n/a	n/a	n/a	n/a
East Central College - Union - ADN	24	29	30	24	24	24	30	29	30	29	29	30	28	29	30	29	29	29
<sup>1</sup> Goldfarb School of Nursing at Barnes Jewish College - ADN & BSN	225	279	263	270	242	283	340	390	434	439	456	438	464	443	491	450	450	450
<sup>3</sup> Jefferson College, Hillsboro - ADN	80	110	138	182	168	125	176	175	130	60	71	57	60	60	93	115	105	120
Kaskaskia Community College, Centralia, IL - ADN	80	100	118	118	100	100	103	-	-	-	-	-	-	-	-	128	128	128
Lewis & Clark Com. College, Godfrey, IL - ADN	96	126	120	160	156	156	156	138	150	140	142	138	112	109	120	130	120	120
Lutheran School of Nursing -Diploma	71	81	83	92	95	71	93	90	89	103	110	97	98	82	102	108	108	100
Maryville University- BSN	112	137	140	140	149	148	157	155	170	165	158	146	145	161	159	160	152	184
Southwestern Illinois College, Belleville, IL - ADN	82	90	82	80	85	82	85	86	86	86	82	84	80	81	83	90	90	90
St. Louis University - BSN	158	196	182	170	186	158	142	112	206	198	198	213	228	224	391	485	400	400
<sup>4</sup> University of Missouri St. Louis - BSN accelerated	144	144	146	40	150	116	40	48	48	48	48	44	207	197	203	144	208	208
<b>Totals</b>	<b>1219</b>	<b>1579</b>	<b>1530</b>	<b>1576</b>	<b>1604</b>	<b>1508</b>	<b>1573</b>	<b>1474</b>	<b>1343</b>	<b>1519</b>	<b>1545</b>	<b>1498</b>	<b>1681</b>	<b>1606</b>	<b>1923</b>	<b>2074</b>	<b>2041</b>	<b>2080</b>
Notes:																		
<sup>1</sup> Goldfarb phased out ADN program. <sup>2</sup> Chamberlain declined to provide data. <sup>3</sup> Jefferson College is a <i>Bridge</i> program. Admissions numbers reflect LPN & RN admissions. Graduation numbers reflect only RNs. Not every graduating LPN continues for the second year to receive their RN. Those who do not continue are replaced by other LPNs interested in completing their RN. <sup>4</sup> USML reported only accelerated program, not the traditional track program in years prior to 2015. Starting 2015 numbers include prelicensure students in the Traditional and Accelerated programs.																		

**St. Louis Nursing School  
Enrollments and Graduations**

**Appendix K  
Graduations**

GRADUATIONS														
Number of Students														
COLLEGE	Base Year 2004-05	2006-07	2007-08	2008-09	2009-10	2010-11	2011-12	2012-13	2013-14	2014-15	2015-16	2016-17	2017-18	2018-19
Chamberlain College of Nursing - BSN	27	107	67	89	n/a	125	-	161	148	173	194	165	150	171
<sup>2</sup> Chamberlain College of Nursing – (On Line - ADN	48	108	30	n/a	n/a	n/a	n/a	n/a	n/a	n/a	n/a	n/a	n/a	n/a
East Central College - Union - ADN	15	29	24	19	23	20	19	20	17	18	21	18	13	15
<sup>1</sup> Goldfarb School of Nursing at Barnes Jewish College -ADN & BSN	137	285	267	112	328	342	342	437	405	405	405	419	375	431
<sup>3</sup> Jefferson College, Hillsboro - ADN	35	109	140	113	165	148	134	109	98	56	53	60	83	38
Kaskaskia Community College, Centralia, IL - ADN	83	108	81	62	95	-	-	-	-	-	-	-	-	57
Lewis & Clark Com. College, Godfrey, IL - ADN	70	72	94	129	141	112	124	128	131	109	79	98	67	83
Lutheran School of Nursing -Diploma	41	50	45	49	58	42	47	55	75	85	80	79	113	100
Maryville University- BSN	54	108	95	110	112	109	107	99	106	109	129	125	129	127
Southwestern Illinois College, Belleville, IL - ADN	69	81	60	54	58	56	62	75	66	45	88	79	66	82
St. Louis University - BSN	119	169	154	132	170	210	217	181	221	209	229	190	200	226
<sup>4</sup> University of Missouri St. Louis - BSN accelerated	88	107	133	26	46	40	48	47	41	45	222	197	236	169
<b>Totals</b>	<b>787</b>	<b>1331</b>	<b>1190</b>	<b>895</b>	<b>1196</b>	<b>1204</b>	<b>1100</b>	<b>1312</b>	<b>1308</b>	<b>1254</b>	<b>1500</b>	<b>1430</b>	<b>1432</b>	<b>1499</b>
<b>Notes:</b> 1Goldfarb phased out ADN program. 2Chamberlain declined to provide data. 3Jefferson College is a <i>Bridge</i> program. Admissions numbers reflect LPN & RN admissions. Graduation numbers reflect only RNs. Not every graduating LPN continues for the second year to receive their RN. Those who do not continue are replaced by other LPNs interested in completing their RN. 4USML reported only accelerated program, not the traditional track program in years prior to 2015. Starting 2015 numbers include prelicensure students in the Traditional and Accelerated programs.														

**Central Missouri Nursing School  
Enrollments and Graduations**

**Appendix L**

<b>NEW ENROLLMENTS</b>							<b>GRADUATIONS</b>			
<b>Number of Students Newly Admitted to the Nursing Program</b>							<b>Number of Students</b>			
<b>COLLEGE</b>	<b>2015-16</b>	<b>2016-17</b>	<b>2017-18</b>	<b>2018-19</b>	<b>Projected 2019-20</b>	<b>Projected 2020-21</b>	<b>2015-16</b>	<b>2016-17</b>	<b>2017-18</b>	<b>2018-19</b>
Central Methodist University - BSN	43	54	55	53	19	19	41	37	15	37
Central Methodist University - ABSN	n/a	n/a	13	20	22	20	13	13	13	18
Columbia College	64	81	91	93	124	124	59	56	63	57
Lincoln University										
Missouri Valley College	0	14	21	18	35	35	10	0	8	18
Moberly Area Community College	74	75	69	85	80	90	43	48	57	61
State Far Community College - AND	74	77	79	63	120	120	59	62	57	51
Truman State University	60	57	65	67	65	65	45	45	51	45
University of Missouri Sinclair School of Nursing	180	184	191	199	not provided		170	159	179	191
<b>Totals</b>	<b>495</b>	<b>542</b>	<b>584</b>	<b>598</b>	<b>465</b>	<b>473</b>	<b>440</b>	<b>420</b>	<b>443</b>	<b>478</b>

**Southwest Missouri Nursing School  
Enrollments and Graduations**

**Appendix M**

NEW ENROLLMENTS							GRADUATIONS			
Number of Students Newly Admitted to the Nursing Program							Number of Students			
COLLEGE	2015-16	2016-17	2017-18	2018-19	Projected 2019-20	Projected 2020-21	2015-16	2016-17	2017-18	2018-19
Bolivar Technical College	41	35	39	44	46	50	28	23	26	30
College of the Ozarks	30	27	24	28	24	30	21	20	15	24
Cox College of Nursing - BSN	84	118		146	160	175		105	81	86
Cox College of Nursing - ASN	79	68		75	130	150		59	66	51
Crowder College	148	143	131	125	150	150	84	93	92	95
Mercy College of Nursing and Health Sciences/Southwest Baptist University	197	188	161	163	180	180	171	142	178	136
Missouri Southern State University	61	60	80	70	70	70	34	41	47	35
Missouri State University	61	61	68	72	96	96	47	53	47	55
Ozarks Technical Community College	52	60	58	70	75	80	46	57	48	43
Texas County Technical College - AND	22	22	17	29	17	27	16	22	16	25
<b>Totals</b>	<b>775</b>	<b>782</b>	<b>578</b>	<b>822</b>	<b>948</b>	<b>1008</b>	<b>447</b>	<b>615</b>	<b>616</b>	<b>580</b>



**Nursing Schools NCLEX Pass Rates  
Kansas City Participating Schools**

**Appendix N**

Program	Pgm	2001-02	2002-03	2003-04	2004-05	2005-06	2006-07	2007-08	2009	2010	2011	2012	2013	2014	2015	2016	2017	2018
<b>Missouri Schools <sup>1</sup></b>																		
Avila University	BSN	78.9%	92.86%	83.33%	88.00%	80.00%	84.38%	83.78%	88.10%	81.63%	87.50%	94.23%	73.91%	68.63%	74.00%	100.00%	97.72%	97.37%
Pass Rate					25	30	32	37	42	49	48	52	46	51	50	41	44	38
Students Tested		19	n/a	24														
University of Central Missouri	BSN	1.0%	96.00%	92.86%	93.02%	86.11%	100.00%	94.03%	95.31%	94.12%	95.31%	98.67%	88.06%	82.86%	83.33%	77.92%	81.43%	87.14%
Pass Rate					43	36	41	67	64	68	64	75	67	70	72	77	70	70
Students Tested		27	16	28														
Graceland University	BSN	86.7%	87.88%	79.17%	86.11%	90.00%	100.00%	97.37%	94.74%	80.00%	91.89%	91.30%	92.86%	95.56%	87.18%	95.35%	92.11%	77.10%
Pass Rate					36	20	30	38	38	35	37	46	42	45	39	43	38	48
Students Tested		30	7	24														
Missouri Western State University	BSN	100.0%	89.29%	92.98%	78.87%	84.52%	89.16%	85.71%	90.66%	77.53%	86.75%	91.11%	85.71%	87.78%	86.02%	82.56%	87.91%	89.29%
Pass Rate					71	84	83	84	96	89	83	90	91	90	93	86	91	84
Students Tested		55	41	57														
Research College of Nursing	BSN	83.3%	81.25%	87.64%	95.51%	94.67%	90.74%	89.81%	87.60%	81.69%	94.03%	95.00%	85.84%	73.77%	88.12%	82.08%	95.83%	96.83%
Pass Rate					89	75	108	97	121	142	134	100	113	122	101	106	96	63
Students Tested		66	1	89														
Saint Luke's College of Nursing	BSN	89.5%	95.74%	94.12%	90.70%	94.34%	96.49%	91.49%	100.00%	96.77%	96.72%	93.44%	94.12%	83.23%	83.24%	83.52%	87.27%	86.78%
Pass Rate					43	53	57	47	56	62	61	61	51	161	179	176	165	174
Students Tested		38	9	51														
University of Missouri-Kansas City	BSN		NEW	NEW	94.12%	74.51%	92.11%	96.67%	90.48%	94.20%	90.32%	89.29%	81.91%	77.53%	87.91%	85.26%	96.36%	94.29%
Pass Rate					17	51	76	60	63	69	93	84	94	89	91	95	55	70
Students Tested																		
William Jewell College	BSN	85.7%	100.00%	81.25%	97.22%	81.36%	92.31%	89.39%	97.92%	89.55%	95.08%	93.10%	83.82%	91.11%	89.77%	87.38%	69.57%	80.22%
Pass Rate					36	59	91	66	48	67	61	87	68	90	88	103	92	91
Students Tested		21	n/a	16														
Metropolitan Community College-Penn Valley	ADN	89.3%	92.96%	88.35%	91.74%	90.24%	90.24%	87.18%	92.74%	93.22%	87.22%	94.70%	89.25%	84.62%	84.92%	84.17%	88.39%	87.60%
Pass Rate					109	123	164	117	124	118	133	151	140	143	126	139	112	129
Students Tested		75	28	103														
National American University-KC	ADN					NEW	80.00%	88.24%	91.18%	95.24%	83.72%	84.21%	81.58%	79.31%	74.07%	72.97%	67.74%	60.71%
Pass Rate								34	34	21	43	38	38	29	27	37	31	28
Students Tested																		
Park University	ADN	n/a	85.19%	80.00%	94.44%	87.23%	96.97%	94.74%	100.00%	84.48%	78.33%	89.29%	68.18%	84.91%	94.59%	92.11%	91.67%	100.00%
Pass Rate					36	47	33	38	37	58	60	56	66	53	37	38	24	2
Students Tested		30	1	40														
Pass Rate	BSN										Park University is transitioning from an ADN program to a BSN program							60.00%
Students Tested																		5

**Nursing Schools NCLEX Pass Rates  
Kansas City Participating Schools**

**Appendix N**

Kansas Schools <sup>2</sup>	Pgm	2002	2003	2004	2005	2006	2007	2008	2009	2010	2011	2012	2013	2014	2015	2016	2017	2018
MidAmerica Nazarene University Pass Rate Students Tested	BSN	62.10% 29	95.24% 21	84.62% 13	82.76% 29	91.30% 23	77.14% 35	91.43% 27	86.96% 40	88.24% 51	92.59% 81	93.55% 62	92.59% 54	91.67% 72	88.42% 84	87.83% 115	92.62% 122	95.68% 139
University of Kansas SON Pass Rate Students Tested	BSN	93.40% 106	94.64% 112	88.50% 113	87.39% 119	91.00% 100	94.12 119	92.91% 107	90.98% 122	91.80% 122	93.16% 117	95.05% 101	86.67% 90	92.22% 90	91.09% 101	87.76% 98	93.14% 102	97.00% 100
University of Saint Mary Pass Rate Students Tested	BSN					NEW	NEW	81.82% 28	96.88% 32	94.12% 34	84.85% 33	81.58% 38	91.49% 47	84.91% 53	90.57% 53	83.05% 59	91.80% 61	95.65% 46
Johnson County Community College Pass Rate Students Tested	ADN	90.6 53	91.8 61	92.98 57	86.57 67	93.88% 49	89.71 68	94.83% 54	95.16% 62	88.73% 64	90.14% 71	100.00% 69	89.06% 64	89.61% 69	90.77% 65	98.41% 63	78.57% 70	84.38% 64
Kansas City KS Community College Pass Rate Students Tested	ADN	85.50% 55	88.00% 50	67.86% 56	72.97% 74	95.77% 71	83.13 83	74.23% 95	81.97% 122	80.43% 92	86.27% 102	87.00% 100	77.17% 127	78.07% 114	71.30% 114	73.27% 101	73.75% 80	77.50% 62
National American University-OP Pass Rate Students Tested	ADN						NEW	NEW	64.71% 17	77.78% 9	87.50% 40	78.95% 19	70.00% 10	80.00% 10	80.00% 20	69.57% 23	75.00% 16	73.33% 15

**Nursing Schools NCLEX Pass Rates  
St. Louis Participating Schools**

**Appendix O**

Program	Pgm	2001-02	2002-03	2003-04	2004-05	2005-06	2006-07	2007-08	2009	2010	2011	2012	2013	2014	2015	2016	2017	2018
<b>Missouri Schools</b>																		
Chamberlain College of Nursing*	BSN	86.4%	90.48%	69.23%	83.33%	91.43%	90.70%	86.21%	90.00%	79.47%	93.39%	91.23%	86.15%	85.43%	86.67%	84.97%	89.63%	93.00%
Pass Rate		86.4%	90.48%	69.23%	83.33%	91.43%	90.70%	86.21%	90.00%	79.47%	93.39%	91.23%	86.15%	85.43%	86.67%	84.97%	89.63%	93.00%
Students Tested		44	5	26	24	35	43	58	90	151	121	171	130	151	195	153	164	143
Chamberlain College of Nursing	ADN	79.0%	73.33%	90.91%	91.66%	63.41%	67.57%	73.91%	n/a*	n/a*	n/a*	n/a*	n/a*	n/a*	n/a*	n/a*	n/a*	n/a*
Pass Rate		79.0%	73.33%	90.91%	91.66%	63.41%	67.57%	73.91%	n/a*	n/a*	n/a*	n/a*	n/a*	n/a*	n/a*	n/a*	n/a*	n/a*
Students Tested		19	13	11	12	41	37	23										
Chamberlain College of Nursing	ADN	n/a	n/a	66.67%	42.10%	70.91%	64.86%	n/a*	n/a*	n/a*	n/a*	n/a*	n/a*	n/a*	n/a*	n/a*	n/a*	n/a*
Pass Rate		n/a	n/a	66.67%	42.10%	70.91%	64.86%	n/a*	n/a*	n/a*	n/a*	n/a*	n/a*	n/a*	n/a*	n/a*	n/a*	n/a*
Students Tested				3	19	55	37											
East Central College (Union)	ADN	73.7%	62.50%	88.00%	80.00%	100.00%	91.67%	100.00%	100.00%	100.00%	90.48%	100.00%	88.00%	92.00%	83.87%	95.24%	100.00%	100.00%
Pass Rate		73.7%	62.50%	88.00%	80.00%	100.00%	91.67%	100.00%	100.00%	100.00%	90.48%	100.00%	88.00%	92.00%	83.87%	95.24%	100.00%	100.00%
Students Tested		19	7	25	10	15	24	24	19	21	21	28	25	25	31	21	18	13
Goldfarb School of Nursing	BSN	90.9%	n/a	n/a	n/a	n/a	100.00%	93.64%	93.37%	91.79%	95.42%	94.28%	90.71%	84.77%	84.99%	87.05%	86.89%	93.15%
Pass Rate		90.9%	n/a	n/a	n/a	n/a	100.00%	93.64%	93.37%	91.79%	95.42%	94.28%	90.71%	84.77%	84.99%	87.05%	86.89%	93.15%
Students Tested		66					20	110	196	280	240	332	367	394	413	384	389	409
Goldfarb School of Nursing **	ADN	75.3%	84.42%	86.32%	86.86%	79.21%	85.99%	n/a**	n/a**	n/a**	n/a**	n/a**	n/a**	n/a**	n/a**	n/a**	n/a**	n/a**
Pass Rate		75.3%	84.42%	86.32%	86.86%	79.21%	85.99%	n/a**	n/a**	n/a**	n/a**	n/a**	n/a**	n/a**	n/a**	n/a**	n/a**	n/a**
Students Tested		73	28	95	137	178	157											
Jefferson College	ADN	94.4%	100.00%	90.00%	89.29%	91.11%	84.62%	81.97%	84.06%	70.37%	75.00%	78.57%	85.45%	86.67%	78.18%	84.90%	76.67%	78.13%
Pass Rate		94.4%	100.00%	90.00%	89.29%	91.11%	84.62%	81.97%	84.06%	70.37%	75.00%	78.57%	85.45%	86.67%	78.18%	84.90%	76.67%	78.13%
Students Tested		18	5	20	28	45	39	61	69	57	68	70	55	45	55	53	60	32
Lutheran School of Nursing	Diploma	92.0%	100.00%	82.35%	87.50%	85.29%	91.67%	92.16%	93.88%	96.83%	95.65%	97.73%	90.00%	85.33%	78.75%	77.53%	86.84%	84.21%
Pass Rate		92.0%	100.00%	82.35%	87.50%	85.29%	91.67%	92.16%	93.88%	96.83%	95.65%	97.73%	90.00%	85.33%	78.75%	77.53%	86.84%	84.21%
Students Tested		25	8	17	40	34	36	51	49	63	46	44	60	75	80	89	76	95
Maryville University	BSN	89.3%	76.80%	91.11%	81.40%	94.59%	93.75%	96.81%	84.68%	92.79%	95.24%	96.26%	92.25%	93.40%	93.40%	89.84%	92.06%	92.19%
Pass Rate		89.3%	76.80%	91.11%	81.40%	94.59%	93.75%	96.81%	84.68%	92.79%	95.24%	96.26%	92.25%	93.40%	93.40%	89.84%	92.06%	92.19%
Students Tested		28	22	45	43	74	96	94	111	111	105	44	155	106	106	128	126	128
St. Louis University	BSN	96.3%	94.12%	96.84%	87.30%	92.37%	89.04%	91.61%	92.26%	92.06%	87.44%	90.34%	84.39%	88.54%	89.90%	92.51%	94.44%	91.28%
Pass Rate		96.3%	94.12%	96.84%	87.30%	92.37%	89.04%	91.61%	92.26%	92.06%	87.44%	90.34%	84.39%	88.54%	89.90%	92.51%	94.44%	91.28%
Students Tested		80	18	95	110	118	146	155	155	189	207	207	206	192	208	187	180	218
University of Missouri - St. Louis	BSN	n/a	97.26%	97.73%	90.83%	98.31%	92.65%	94.78%	94.59%	90.48%	93.71%	98.03%	86.54%	85.06%	84.44%	84.40%	82.91%	86.32%
Pass Rate		n/a	97.26%	97.73%	90.83%	98.31%	92.65%	94.78%	94.59%	90.48%	93.71%	98.03%	86.54%	85.06%	84.44%	84.40%	82.91%	86.32%
Students Tested		n/a	21	88	109	118	136	134	148	147	143	152	156	174	180	186	199	190
* Within the MSBN data, only one program (BSN) is listed for Chamberlain College of Nursing.																		
** Goldfarb School of Nursing has discontinued its ADN program.																		
<b>Illinois Schools <sup>2</sup></b>																		
Kaskaski College	Pgm.	2002	2003	2004	2005	2006	2007	2008	2009	2010	2011	2012	2013	2014	2015	2016	2017	2018
Pass Rate %	ADN	83.7%	83.0%	84.0%	86.0%	92.0%	89.0%	88.0%	90.0%	92.0%	83.0%	89.0%	88.0%	79.0%	81.0%	91.0%	96.0%	97.0%
Students Tested		43	46	67	85	60	82	74	62	92	89	83	75	82	77	64	53	67
Lewis & Clark Community College	ADN	93.8%	86.0%	95.0%	92.0%	90.0%	85.0%	93.0%	87.0%	84.0%	76.0%	91.0%	85.0%	71.0%	75.0%	86.0%	85.0%	89.0%
Pass Rate %		93.8%	86.0%	95.0%	92.0%	90.0%	85.0%	93.0%	87.0%	84.0%	76.0%	91.0%	85.0%	71.0%	75.0%	86.0%	85.0%	89.0%
Students Tested		48	42	56	77	59	80	88	127	114	120	108	119	103	107	78	100	66
Southwestern Illinois College	ADN	75.0%	92.0%	90.0%	100.0%	88.0%	94.0%	100.0%	100.0%	88.0%	98.0%	97.0%	88.0%	91.0%	95.0%	89.0%	83.0%	92.0%
Pass Rate %		75.0%	92.0%	90.0%	100.0%	88.0%	94.0%	100.0%	100.0%	88.0%	98.0%	97.0%	88.0%	91.0%	95.0%	89.0%	83.0%	92.0%
Students Tested		12	12	10	13	17	17	60	52	58	55	62	75	66	44	88	80	63

**Nursing Schools NCLEX Pass Rates  
Central Missouri Participating Schools**

**Appendix P**

Program	Pgm	2014	2015	2016	2017	2018
<b>Missouri Schools</b>						
Central Methodist Pass Rate Students Tested	BSN	78.57%	85.11%	86.27%	86.27%	100.00% 28
Columbai College Pass Rate Students Tested	ADN	100.00%	97.06%	95.35%	94.29%	91.07% 56
Lincoln University Pass Rate Students Tested	BSN	n/a	n/a	100.00%	94.87%	96.88% 32
Missouri Valley College Pass Rate Students Tested	BSN	52.63%	80.00%	100.00%	n/a	100.00% 8
Moberly Area Community College Pass Rate Students Tested	ADN	88.00%	96.49%	83.33%	89.36%	94.00% 50
State Fair Community College Pass Rate Students Tested	ADN	100.00%	93.62%	96.00%	96.67%	98.36% 61
Truman State University Pass Rate Students Tested	BSN	93.88%	94.34%	97.73%	95.35%	92.31% 52
University of Missouri-Sinclair School of Nursing Pass Rate Students Tested	BSN	92.81%	92.05%	94.19%	94.83%	96.26% 187

**Nursing Schools NCLEX Pass Rates  
Southwest Missouri Participating Schools**

**Appendix Q**

Program	Pgm	2014	2015	2016	2017	2018
<b>Missouri Schools</b>						
Bolivar Technical College Pass Rate Students Tested	ADN	0.00%	89.29%	0.00%	95.65%	73.08% 26
College of the Ozarks Pass Rate Students Tested	BSN	92.86%	100.00%	76.19%	95.00%	93.33% 15
Cox College of Nursing Pass Rate Students Tested	ADN	96.67%	98.18%	87.10%	77.94%	92.86% 84
Cox College of Nursing Pass Rate Students Tested	BSN	85.37%	91.14%	79.57%	80.37%	90.24% 82
Crowder College-Cassville Pass Rate Students Tested	ADN	85.00%	86.36%	83.33%	93.75%	100.00% 15
Crowder College-Neosho Pass Rate Students Tested	ADN	68.09%	79.31%	100.00%	100.00%	100.00% 44
Crowder College-Nevada Pass Rate Students Tested	ADN	67.74%	85.71%	92.85%	92.31%	83.33% 12
Mercy College of Nursing & Health Sciences Southwest Baptist University Pass Rate Students Tested	ADN	86.06%	86.59%	75.44%	91.24%	83.15% 178
Missouri Southern State University Pass Rate Students Tested	BSN	92.50%	97.22%	100.00%	95.12%	89.36% 47
Missouri State University Pass Rate Students Tested	BSN	89.47%	96.43%	100.00%	94.23%	95.83% 48
Ozarks Technical Community College Pass Rate Students Tested	ADN	95.00%	95.56%	76.79%	95.56%	97.78% 45
Texas County Technical College Pass Rate Students Tested	ADN	78.95%	72.73%	81.25%	81.82%	100.00% 16