

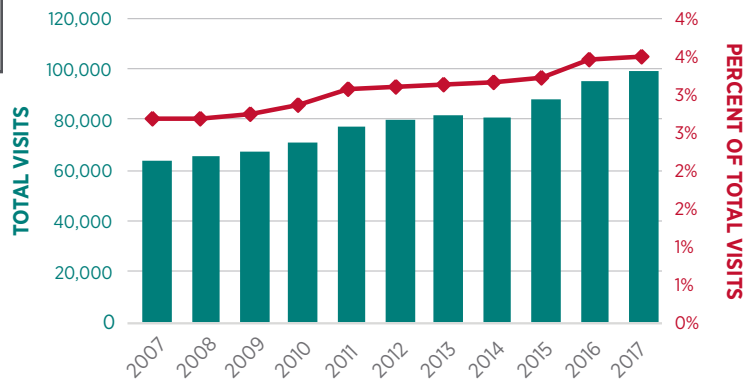
MISSOURI'S GROWING MENTAL HEALTH CRISIS

The Effect on Hospital Emergency Departments

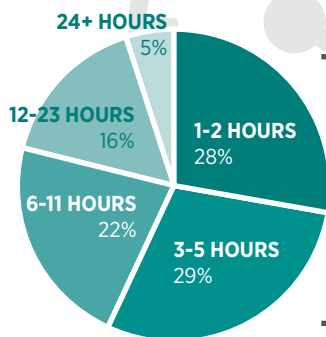


Missouri has seen a **dramatic rise** in emergency patients with mental health or substance use disorders.

ED Visits for Mental and Substance Use Disorders
Missouri, 2007-2017

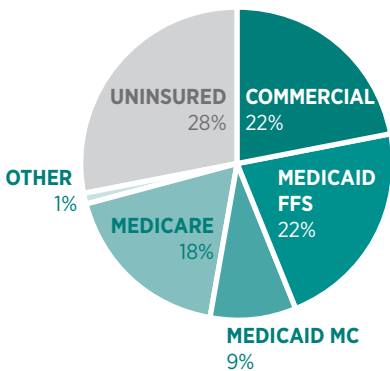


Time in ED Distribution
Missouri, FY 2016

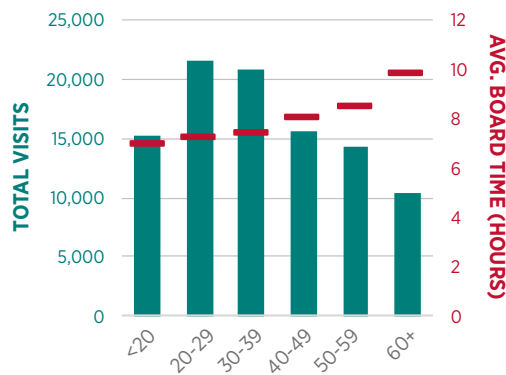


These patients spent **550,000 combined hours** in Missouri's EDs while waiting for stabilization and discharge, or transfer to an appropriate care setting. This was the equivalent of **63.1 years**.

Payer Mix
Missouri, FY 2016



Age Distribution
Missouri, FY 2016



The average amount of time spent in the ED **increases with the patient's age**, and most are either **uninsured or covered by Medicaid**.

