

KANSAS CITY METROPOLITAN HEALTHCARE COUNCIL ST. LOUIS METROPOLITAN HOSPITAL COUNCIL

REGIONAL OFFICES OF THE KANSAS AND MISSOURI HOSPITAL ASSOCIATIONS

June 26, 2017

Board of Directors
Missouri State Board of Nursing
3605 Missouri Blvd.
Jefferson City, MO 65109

Dear Members of the Board:

I am pleased to submit the 2016-2017 annual report of the Workforce Collaborative Pilot Project, conducted in the Kansas City and St. Louis metropolitan areas.

The report represents the work of the Healthcare Workforce Partners and is being submitted by the Kansas City Metropolitan Healthcare Council and the St. Louis Metropolitan Hospital Council — the entities that provide staff support to the collaborative initiatives. Healthcare Workforce Partners is a collaboration of area nursing schools, hospitals and other organizations interested in promoting health care careers. The report covers the summer semester 2016 through the spring semester 2017.

In the twelfth full year of the Workforce Collaborative Pilot Project, we have continued making progress in meeting our three objectives:

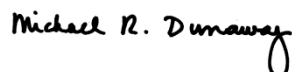
- expand the pool of master's prepared nurses involved in educating the next generation of nurses
- increase nursing school enrollments
- evaluate innovative educational models that could be sustained or replicated

The annual report summarizes the project background, objectives and outcomes, evaluations, and conclusions. From each of the measurable parameters, our collaborative initiative appears to have a very positive impact on producing significant numbers of new, qualified clinical faculty to meet the needs of nursing schools' expanded enrollments.

Included with this report are NCLEX pass rate data obtained from the state boards of nursing in Illinois, Kansas and Missouri. Assessment of prior year NCLEX scores indicates current student performance has not been affected due to the use of loaned faculty through the expansion initiative.

On behalf of all the stakeholders, we appreciate the approval of the State Board of Nursing to conduct this demonstration project. Should you have any questions, please do not hesitate to contact me at 913/327-7200 or mdunaway@mhanet.com.

Sincerely,



Michael R. Dunaway
Senior Vice President

mrd/bb

enclosure

WORKFORCE COLLABORATIVE PILOT PROJECT
Expanding Clinical Faculty and Increasing Nursing School Enrollments
Kansas City and St. Louis

Annual Report 2016-17

INTRODUCTION

This annual report is submitted to the Missouri State Board of Nursing by the Missouri Hospital Association to provide outcomes and details regarding the Nurse Expansion Initiative in the metropolitan areas of Kansas City and St. Louis. This twelfth annual report provided to the Board reviews the 2016-17 academic year.

The report summarizes data collected by Kansas City and St. Louis hospital association staff from participating nursing schools, hospitals and individuals who attended the Clinical Faculty Academy. Through this Workforce Collaborative Project, the number of available clinical faculty has increased, assisting in the expansion of nursing programs in these locales. A list of participating hospitals and schools of nursing is provided in Appendix A.

The majority of this report describes the same type of information previously provided to the Board. For the sixth year, hospital association staff used Survey Monkey, an online survey tool, to collect data directly from individuals who participate in the initiative. The feedback and information from Academy attendees has provided additional insights into the impact of this collaborative project.

BACKGROUND

The Nurse Expansion Initiative began in Kansas City in 2004 and was adopted by St. Louis the following year. It evolved from a series of communitywide meetings on the growing nursing shortage. Schools of nursing identified difficulty finding clinical faculty as the primary barrier to expanding enrollment. The Workforce Collaborative Pilot Project was subsequently launched with three key objectives:

- Expand the pool of master's prepared nurses involved in educating the next generation of nurses.
- Increase nursing school enrollments.
- Evaluate innovative educational models that could be sustained or replicated.

At the program's inception, hospitals committed to provide staff nurses as clinical faculty and also contributed seed money for the project. Nursing schools designed a two-day Clinical Faculty Academy to help prepare nurses for their role as clinical instructors and implemented changes needed to increase enrollments.

In August 2004, the Educational Standards Committee approved a proposal submitted by Kansas City area nursing schools to expand the availability of clinical faculty. This approval granted participating Kansas City schools a regulatory exemption which allowed bachelor-prepared registered nurses to teach clinical education in a baccalaureate nursing program if they were making progress toward a master's degree in nursing and attended the two-day Clinical Faculty Academy. The Board approved St. Louis' participation in the project in June 2005. The demonstration project was initially approved for a five-year period and was granted an extension by the MSBN in 2009. In 2014, the MSBN approved another five-year extension.

As a result of the success of the Kansas City and St. Louis academies, two other program sites have opened across the state in Columbia and Springfield. The hospital association staff coordinated the Central Missouri Clinical Faculty Academy at Boone Hospital in July 2016 with 36 attendees. The CFA was last held in Central Missouri at the University of Missouri-Columbia in 2011 and 2012 at the request of the MSBN. In 2017, the CFA is scheduled for June 21 and 22, at the University of Missouri Health Care Quarterdeck Building.

The first annual Southwest Missouri Clinical Faculty Academy was held in Springfield, August 2015 with 57 attendees. The academy was held again in 2016 and is scheduled for August 1 and 2, 2017, at Cox College. Like the Kansas City and St. Louis CFAs, both the Central Missouri and the Southwest Missouri CFAs continue to be offered at no cost to participants or schools of nursing. Costs are underwritten by MHA or its subsidiary.

CLINICAL FACULTY ACADEMY

Since August 2004 in Kansas City and August 2005 in St. Louis, MHA staff and school of nursing steering committees have worked together to arrange two clinical faculty academies per year in each metropolitan area. The Academy provides new clinical instructors resources to support them in their roles as educators. The Academy supplements the support provided by each nursing school for its instructors. Lists of Kansas City and St. Louis academy attendees are included in Appendix B and Appendix C, respectively.

Participant evaluations of the Academy have been excellent. Copies of the program evaluation scores for the two academies held in the past year are included in Appendix D (Kansas City) and Appendix E (St. Louis).

Attendance for the period of this report remained strong. The table below shows the number of participants from the last two academic years.

Table 1: CFA Attendance by Metropolitan Area Last Two Academic Years

	Kansas City	St. Louis
August 2015	64	56
January 2016	44	46
August 2016	66	53
January 2017	53	74

NURSING SCHOOL ENROLLMENTS

Throughout the duration of this demonstration project, schools of nursing have increased the number of nurses enrolled in their programs. A list of each school’s new enrollments, graduation numbers and projected enrollments is included in Appendix F (Kansas City) and Appendix G (St. Louis).

Schools have sustained increased enrollments. Based on the pilot program’s original goals, schools in both metropolitan areas are working diligently to meet these objectives.

Table 2: Progress Toward Enrollment Target Goals by Metropolitan Area

	Kansas City	St. Louis
Objective (Target Goal)	Increase enrollment by 200 additional nursing students enrolled each year	Increase enrollment by 335 additional nursing students enrolled each year
Status (Progress Toward Target)	601 additional new students were enrolled in 2016-17 for a total of 1,610 new students in 2016-2017.	387 additional new students* were enrolled in 2016-17 for a total of 1,606 new students in 2016-2017.

Source: Inquiry of Kansas City and St. Louis Metropolitan Schools of Nursing

* *Kaskaskia College no longer provides enrollment and graduation data. When this school is removed from the baseline year calculation, the number of additional students enrolled is 467.*

PARTICIPANT DATA

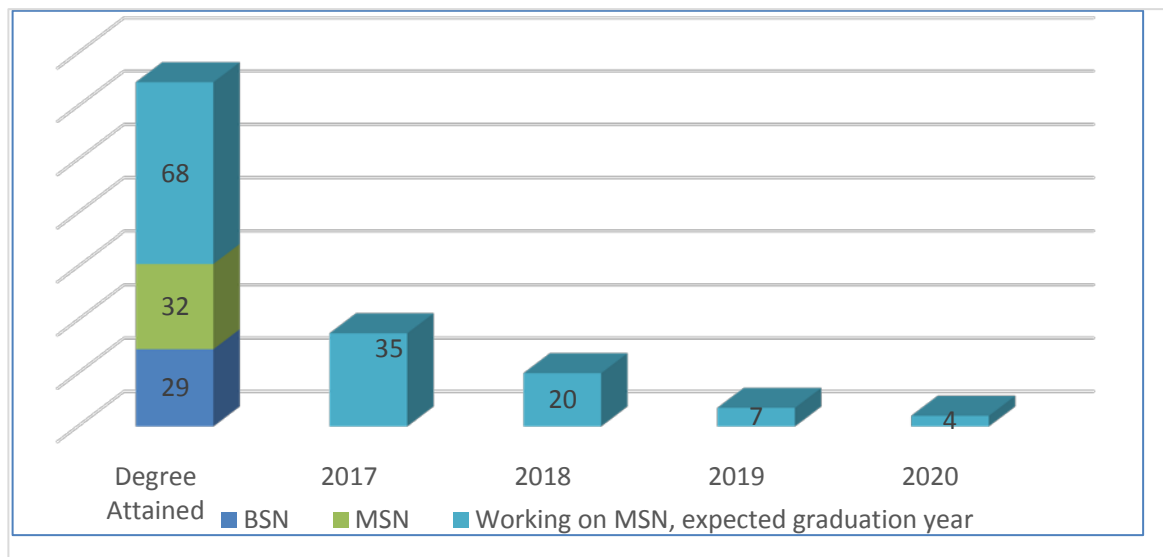
Surveying Academy participants directly has increased the amount of data available to better understand the demonstration project’s progress.

Of the possible 299 respondents that attended the Academy, 141 completed the online survey (about 47 percent). The response rate of Academy attendees in Kansas City and St. Louis were similar. In Kansas City, 59 of 119 attendees completed the survey (50 percent) and 64 of 127 completed the survey in St. Louis (50 percent).

Attendees were asked to indicate their current level of education and expected graduation date if working towards a master’s degree in nursing.

Table 3 indicates that a majority of Academy participants are working toward a master’s degree in nursing, with 35 expected to graduate by the end of 2017.

Table 3: Educational Attainment of CFA Attendees

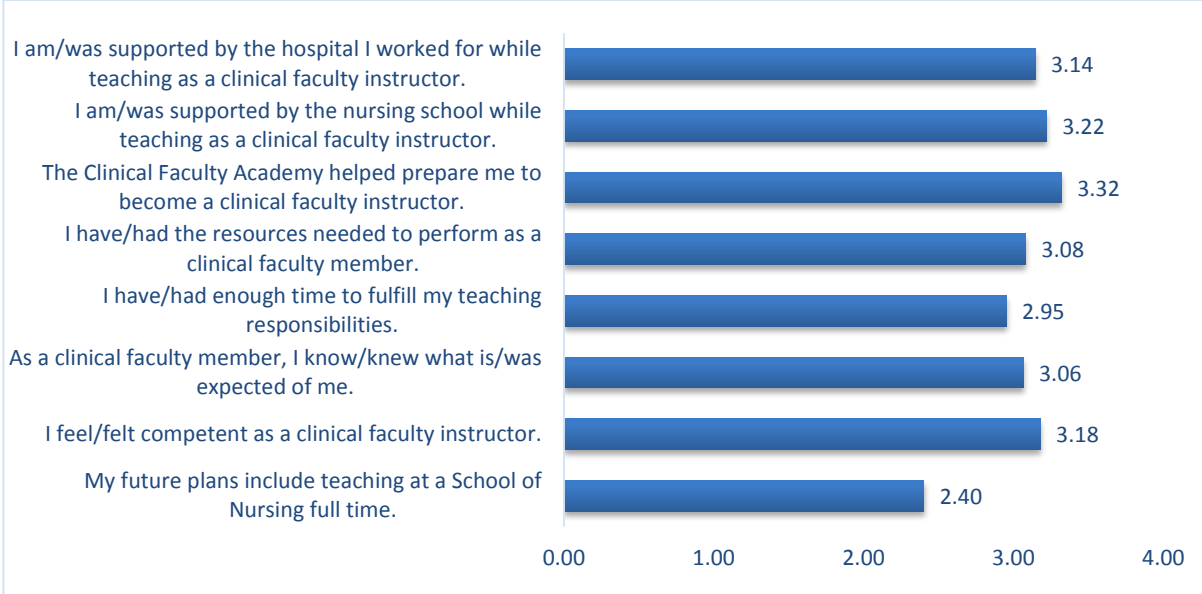


Source: MHA Clinical Faculty Academy Survey

Participants were asked a number of questions related to their future plans and satisfaction with the Academy and teaching. Questions were answered on a Likert scale (strongly agree, agree, neutral, disagree and strongly disagree) and were converted to numerals (see next page).

Likert Response	Corresponding Numeral
Strongly Agree	4
Agree	3
Neutral	2
Disagree	1
Strongly Disagree	0

Table 4: Mean Score for Selected MHA Clinical Faculty Academy Survey Questions

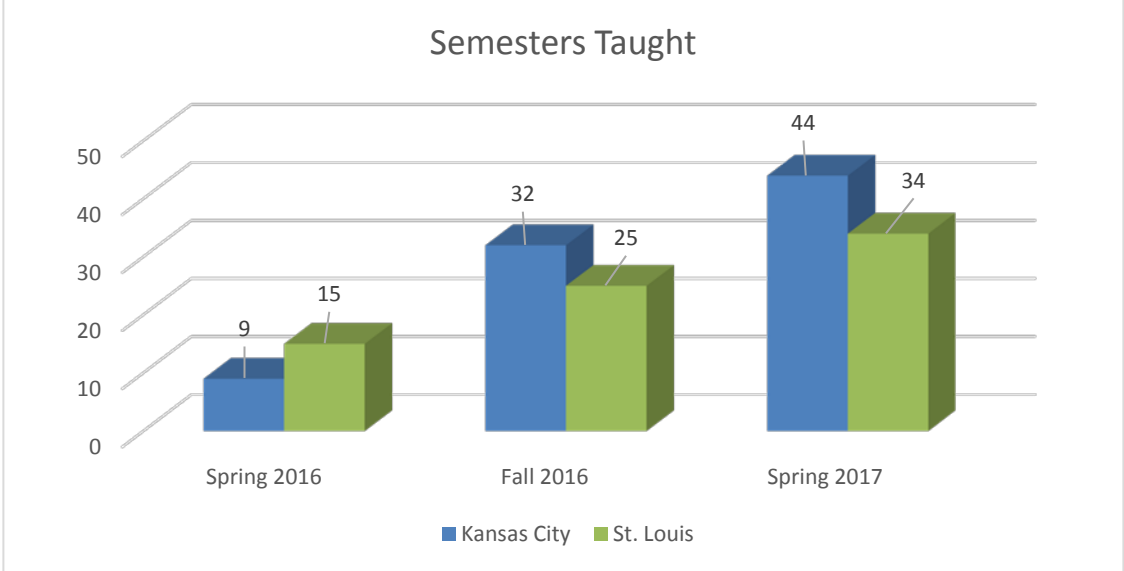


Source: MHA Clinical Faculty Academy Survey

CLINICAL ROTATION DETAILS

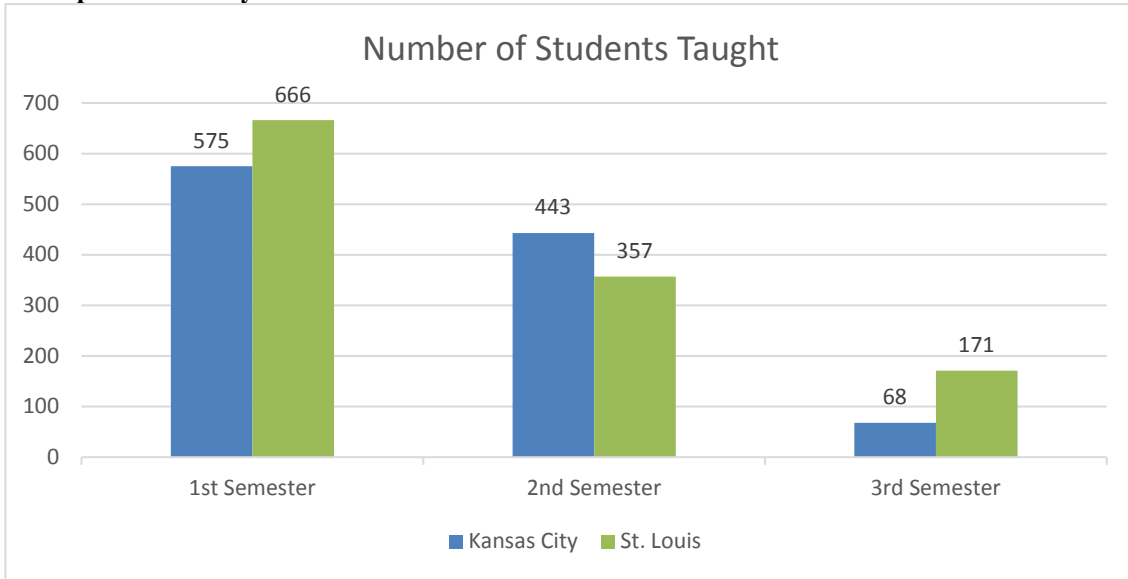
The survey also gathered the number of clinical rotations and students taught by Academy participants in each metropolitan area.

Table 5: Number of Rotations by Metropolitan Area by Academic Year



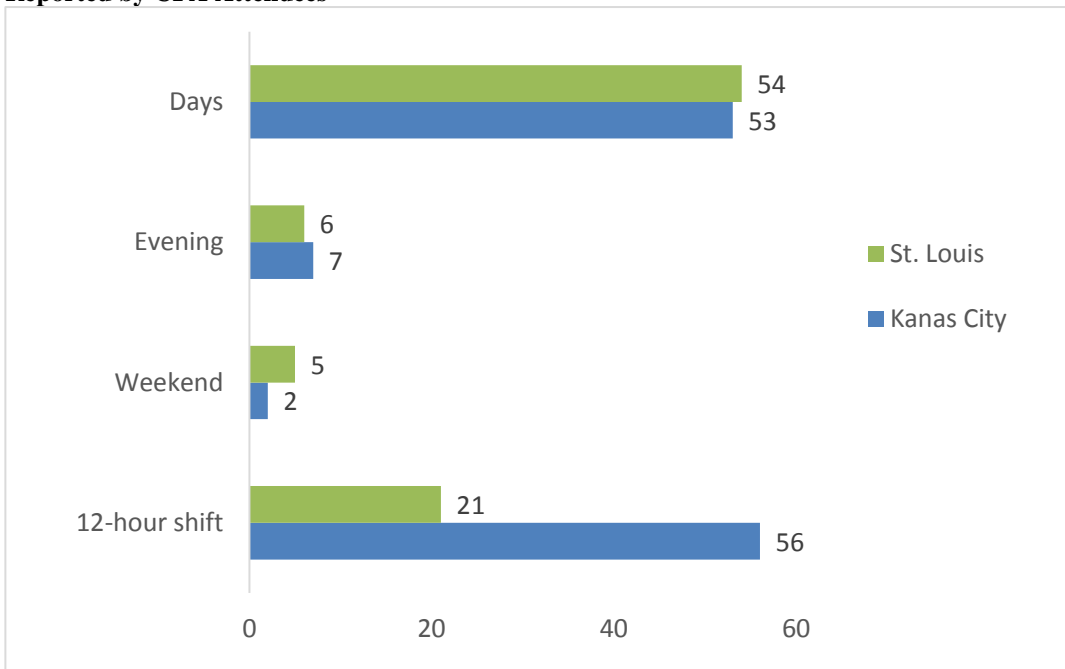
Source: MHA Clinical Faculty Academy Survey

Table 6: Number of Students Taught by Reporting CFA Attendees by Metropolitan Area by Academic Year



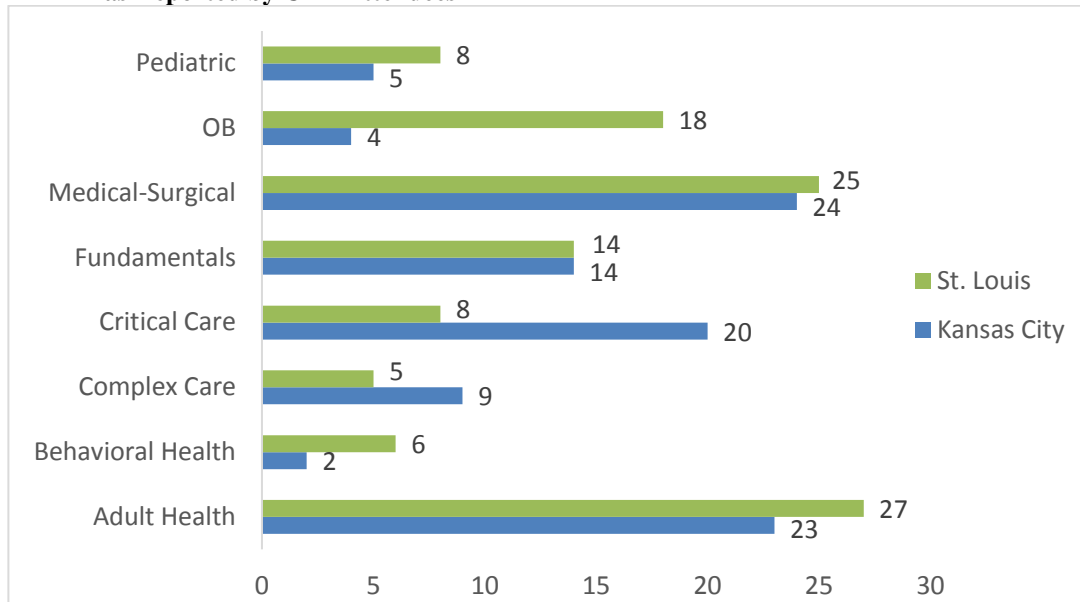
Source: MHA Clinical Faculty Academy Survey

Table 7: Number of Clinical Rotations Taught by Shift and Metropolitan Area as Reported by CFA Attendees



Source: MHA Clinical Faculty Academy Survey

Table 8: Type and Number of Clinical Rotations Taught by Metropolitan Area as Reported by CFA Attendees



Source: MHA Clinical Faculty Academy Survey

In addition to compiling more detail about adjunct clinical faculty rotations, participants also provided estimates of the number of hours per week spent on related faculty activities.

Table 9: Average Number of Hours Per Week Spent on Preparation, Grading and Communication, as Reported by CFA Attendees

	Preparation	Grading	Communication
Kansas City	2.13	3.51	1.24
St. Louis	3.92	4.36	2.87
Average	2.96	3.90	1.98

Source: MHA Clinical Faculty Academy Survey

NCLEX SCORES

NCLEX scores indicate that student performance has not been affected because of the use of loaned faculty through the expansion initiative. Appendices H and I show the NCLEX pass rates for participating schools in Kansas City and St. Louis for at least two years prior to the start of the initiative and the years following the start of the initiative.

FINANCIAL RELATIONSHIPS

The regulatory waiver granted by the Board of Nursing has been instrumental in expanding the availability of clinical faculty. Over time, the financial relationships between schools and adjunct faculty have evolved, with schools contracting directly with adjunct clinical faculty rather than working through the hospital.

Asked which entity (hospital or school) compensates the respondent for adjunct clinical faculty work, 141 individuals responded. Forty-three indicated they were compensated directly by the school of nursing.

We speculate that both the schools and hospital-employed adjunct clinical faculty prefer this reimbursement model. For schools, it offers greater control and integration with their full-time faculty; and the hospital-employed nurses are able to pick up additional paid hours as clinical instructors.

One additional observed trend is the movement of hospitals toward hiring bachelor-level nursing graduates due to the increased patient acuity and movement toward ANCC Magnet Recognition Program[®]. We expect to see an increase in enrollment over time in bachelor's programs, as well as increased interest in BSN bridge programs.

ANNUAL REPORT DISSEMINATION

The information in this annual report is shared with hospital and nursing school communities each year. In Kansas City, the information in the 2015-16 annual report was shared at the June 10, 2016, joint meeting of the Collegiate Nurse Educators of Greater Kansas City (CNE) and the Kansas City Area Nurse Executives (KCANE). In St. Louis, a joint meeting of hospitals and nursing schools was held September 28, 2016, to review the data compiled throughout the initiative.

CONCLUSION

The Nurse Expansion Initiative continues to play an important role as Kansas City and St. Louis hospitals have increased the number of new graduate nurses they are hiring this year. The initiative has evolved over time and has contributed to better working relationships between hospitals and schools of nursing. Enrollment in both metropolitan areas has increased over the term of the initiative, which has been successful in expanding opportunities for nurses who would not have ordinarily been qualified to teach clinical education in a baccalaureate-nursing program.

**St. Louis and Kansas City
Nursing Schools and Hospitals**

Appendix A

Kansas City

St. Louis

Nursing Schools

Avila University
Graceland University
Johnson County Community College
Kansas City Kansas Community College
Metropolitan Community College - Penn Valley
MidAmerica Nazarene University
Missouri Western State University
National American University
Park University
Research College of Nursing
Saint Luke's College
University of Central Missouri
University of Kansas
University of Missouri-Kansas City
University of Saint Mary
William Jewell College

Hospitals

Belton Regional Medical Center
Centerpoint Medical Center
Children's Mercy Kansas City
Lee's Summit Medical Center
Liberty Hospital
Menorah Medical Center
North Kansas City Hospital
Olathe Medical Center
Overland Park Regional Medical Center
Providence Medical Center
Research Medical Center
Saint Luke's East - Lee's Summit
Saint Luke's Hospital of Kansas City
Saint Luke's North Hospital
Saint Luke's South Hospital
Shawnee Mission Medical Center
St. Joseph Medical Center
St. Mary's Medical Center
Truman Medical Center, Hospital Hill
Truman Medical Center, Lakewood
University of Kansas Hospital

Nursing Schools

Chamberlain College of Nursing
East Central College - Union
Goldfarb School of Nursing at Barnes Jewish
Jefferson College - Hillsboro
Kaskaskia College - Centralia, IL
Lewis and Clark Community College - Godfrey, IL
Lutheran School of Nursing
Maryville University School of Nursing
Saint Louis University School of Nursing
Southwestern Illinois College - Belleville, IL
University of Missouri-St. Louis College of Nursing

Hospitals

Alton Memorial Hospital
Anderson Hospital
Barnes-Jewish Hospital
Barnes-Jewish St. Peters Hospital
Barnes-Jewish West County Hospital
CenterPointe Hospital
Christian Hospital
Des Peres Hospital
Kindred Hospital St. Louis
Mercy Hospital Jefferson
Mercy Hospital St. Louis
Mercy Hospital Washington
Missouri Baptist Medical Center
Progress West Hospital
Ranken Jordan Pediatric Bridge Hospital
SSM Health Saint Louis University Hospital
Shriner's Hospitals for Children
SSM Health Cardinal Glennon Children's Hospital
SSM Health DePaul Hospital – St. Louis
SSM Health St. Clare Hospital – Fenton
SSM Health St. Joseph Hospital – Wentzville
SSM Health St. Joseph Hospital – St. Charles
SSM Health St. Mary's Hospital – St. Louis
St. Alexius Hospital
St. Anthony's Medical Center
HSHS St. Elizabeth Hospital
St. Louis Children's Hospital
St. Luke's Hospital

**Clinical Faculty Academy
List of Participants 2016-17
Kansas City**

Appendix B

Date Attended Academy	First Name	Last Name	Affiliated Hospital and / or Nursing School*
Aug-16	Esraa	Aly	Children's Mercy Hospitals and Clinics / Research College of Nursing
Aug-16	Ashley	Jones	Overland Park Regional Medical Center / University of Saint Mary
Aug-16	Andrea	Becker	Overland Park Regional Medical Center / Research College of Nursing
Aug-16	Danielle	Berg ¹	Children's Mercy Hospitals and Clinics / MidAmerica Nazarene University
Aug-16	Kimberly	Burbank	Saint Luke's Hospital of Kansas City / Saint Luke's College
Aug-16	Dana	Calloway	Heartland Regional Medical Center / Missouri Western State University
Aug-16	Maria	Christensen	Saint Luke's Hospital of Kansas City / Saint Luke's College
Aug-16	Corrie	Coppinger	Saint Luke's Hospital of Kansas City / Saint Luke's College
Aug-16	Ashleigh	Duncan	Saint Luke's Hospital of Kansas City / Saint Luke's College
Aug-16	Kathy	Eblen	Kansas City Kansas Community College
Aug-16	Christy	Evers	Olathe Medical Center / University of Kansas
Aug-16	Lydia	Feldman	Saint Luke's Hospital of Kansas City / Saint Luke's College
Aug-16	Stacey	Forte	University of Kansas School of Nursing
Aug-16	Jessica	Franz	Olathe Medical Center / MidAmerica Nazarene University
Aug-16	Sharon	Garrett	National American University - Zona Rosa
Aug-16	Amy	Gibbens	North Kansas City Hospital / University of Central Missouri
Aug-16	Jodi	Harkness	Saint Luke's Hospital of Kansas City
Aug-16	Urmila	Harold	Kansas City VA Medical Center / Graceland University / Saint Luke's College
Aug-16	Jessica	Herman	Centerpoint Medical Center / University of Central Missouri
Aug-16	Juli	Hermanson	Saint Luke's Hospital of Kansas City / Saint Luke's College
Aug-16	Sarah	Hinton	Saint Luke's Hospital of Kansas City / Saint Luke's College
Aug-16	Heidi	Hoffman	North Kansas City Hospital / William Jewell College
Aug-16	Susan	Hofmann ²	University of Kansas Hospital / University of Kansas
Aug-16	Susan	Hornberger	Lawrence Memorial Hospital
Aug-16	Christine	Hunt ¹	University of Central Missouri
Aug-16	KaLee	Johnson	Saint Luke's Hospital of Kansas City / Saint Luke's College
Aug-16	Becky	Jones	Children's Mercy Hospitals and Clinics / William Jewell College
Aug-16	Marcela	Kalman	
Aug-16	Krysten	Kensinger	Saint Luke's Hospital of Kansas City / Saint Luke's College
Aug-16	Amber	Kollasch	University of Kansas Hospital / University of Kansas
Aug-16	Sandra	Stone	Heartland Regional Medical Center / Missouri Western State University
Aug-16	Kimberly	Liesmann	North Kansas City Hospital / MidAmerica Nazarene U. / U. of Central Missouri
Aug-16	Natalie	Lutz	Saint Luke's Hospital of Kansas City / Saint Luke's College
Aug-16	Brooke	McMillin	Saint Luke's Hospital of Kansas City / Saint Luke's College
Aug-16	Melissa	Miller	Truman Medical Centers / Avila University / University of Saint Mary
Aug-16	Ashley	Morgan	Saint Luke's East Hospital / Saint Luke's College
Aug-16	Lindsey	Ness-Hunkin	Shawnee Mission Medical Center / University of Missouri - Kansas City
Aug-16	Annie	Oliver	Children's Mercy Hospitals and Clinics / Saint Luke's College
Aug-16	Kenyon	Puett	Heartland Regional Medical Center / Missouri Western State University
Aug-16	Randol	Ramseier	University of Kansas Hospital / Missouri Western State University
Aug-16	Ashley	Rapp	Saint Luke's Hospital of Kansas City / Saint Luke's College
Aug-16	Susana	Rodriguez ¹	Shawnee Mission Medical Center / University of Saint Mary
Aug-16	Suzy	Roeder	Atchison Hospital / Benedictine College
Aug-16	Camron	Roloff	Highland Community College
Aug-16	Karman	Romero	Truman Medical Center, Lakewood / William Jewell College
Aug-16	Mark	Scholz	Truman Medical Centers / Metropolitan Community College - Penn Valley
Aug-16	Vanessa	Schott	University of Kansas Hospital / University of Kansas
Aug-16	Michelle	Schupp ¹	Shawnee Mission Medical Center / University of Saint Mary

**Clinical Faculty Academy
List of Participants 2016-17
Kansas City**

Appendix B

Date Attended Academy	First Name	Last Name	Affiliated Hospital and / or Nursing School*
Aug-16	Chelsea	Shumate	Saint Luke's East Hospital / Saint Luke's College
Aug-16	Kelly	Siler	University of Saint Mary
Aug-16	Rachel	Simmons	University of Kansas Hospital / University of Kansas
Aug-16	Ashley	Slaughter	Liberty Hospital / William Jewell College
Aug-16	Christal	Smith	Children's Mercy Hospitals and Clinics / Saint Luke's College
Aug-16	Melinda	Smith	Saint Luke's Hospital of Kansas City / Saint Luke's College
Aug-16	Brittney	Spiegel	Truman Medical Centers / University of Missouri - Kansas City
Aug-16	Grace	Stanton	Saint Luke's Hospital of Kansas City / Saint Luke's College
Aug-16	Leigh Ellen	Stephenson	Saint Luke's East Hospital / Avila University
Aug-16	Charlotte "Charlie"	Turgeon	Saint Luke's Hospital of Kansas City / Saint Luke's College
Aug-16	Stephanie	Twait	Saint Luke's Hospital of Kansas City / Saint Luke's College
Aug-16	Latha	Varghese	Missouri Western State University
Aug-16	Kacy	Warner	Research College of Nursing
Aug-16	Jessica	Wingfield	Saint Luke's Hospital of Kansas City / University of Kansas
Aug-16	John	Wood	Graceland University
Aug-16	Jennifer	Young	Saint Luke's Hospital of Kansas City / Saint Luke's College
Aug-16	Merle	Zuel	Research Psychiatric Center / Research College of Nursing
Aug-16	Nicole	Zwick	Overland Park Regional Medical Center / Research College of Nursing
Jan-17	Joey	Adams	Metropolitan Community College - Penn Valley
Jan-17	Emily	Agee	Children's Mercy Hospitals and Clinics
Jan-17	Sarah	Albrecht	Saint Luke's Hospital of Kansas City / Saint Luke's College
Jan-17	Kelsey	Allen	University of Kansas Hospital / University of Saint Mary
Jan-17	Mary	Belden	Shawnee Mission Medical Center / MidAmerica Nazarene University
Jan-17	Janice	Bigham	Saint Luke's East Hospital / Saint Luke's College
Jan-17	Amber	Brownell	Saint Luke's North Hospital - Barry Road
Jan-17	Katherine	Cook	
Jan-17	Ariel	Ellenburg	St. Joseph Medical Center / University of Central Missouri
Jan-17	Stacey	Forte	MidAmerica Nazarene University
Jan-17	Breanna	Frank	Saint Luke's Hospital of Kansas City / Saint Luke's College
Jan-17	Leah	Fryberger	Missouri Western State University
Jan-17	Modester	Gemas	Stormont-Vail HealthCare
Jan-17	Nicole	Graham	Olathe Medical Center / MidAmerica Nazarene University
Jan-17	Aaron	Harrington	Saint Luke's Hospital of Kansas City / Saint Luke's College
Jan-17	Jamie	Hart	Children's Mercy Hospitals and Clinics / MidAmerica Nazarene University
Jan-17	Crickett	Johnston	Neosho Community College
Jan-17	Amanda	Kaiser	Overland Park Regional Medical Center
Jan-17	Krystal	Katzer	Shawnee Mission Medical Center / University of Missouri - Kansas City
Jan-17	Brinderjeet	Khehra	Shawnee Mission Medical Center / MidAmerica Nazarene University
Jan-17	Erin	Kramer	Cox College
Jan-17	Sarah	Krumsick	National American University - Overland Park
Jan-17	Kristi	L'Ecuyer	University of Kansas Hospital / University of Kansas
Jan-17	Chao	Li	Graceland University
Jan-17	Anne	Longhibler	
Jan-17	Sheila	Moore	MidAmerica Nazarene University
Jan-17	Brooke	Morrison	MidAmerica Nazarene University
Jan-17	Emilee	Myers-Cook	Saint Luke's Hospital of Kansas City / Saint Luke's College
Jan-17	Stella	Ngetich	Metropolitan Community College - Penn Valley
Jan-17	Karen	Novak	Saint Luke's East Hospital / Saint Luke's College

**Clinical Faculty Academy
List of Participants 2016-17
Kansas City**

Appendix B

Date Attended Academy	First Name	Last Name	Affiliated Hospital and / or Nursing School*
Jan-17	Heidi	Olson	Children's Mercy Hospitals and Clinics
Jan-17	Lydia	Owens ¹	Overland Park Regional Medical Center
Jan-17	Abby	Paine	Saint Luke's Hospital of Kansas City / Saint Luke's College
Jan-17	Jingjing	Pan	Saint Luke's Hospital of Kansas City / Saint Luke's College
Jan-17	Julie	Randolph	University of Kansas Hospital / Kansas City Kansas Community College
Jan-17	Paul	Rasmussen	Heartland Regional Medical Center / Missouri Western State University
Jan-17	Brie	Reed	Belton Regional Medical Center / Missouri Western State University
Jan-17	Amy	Robinson	Kansas City Kansas Community College
Jan-17	Natalie	Rothfusz	Saint Luke's North Hospital - Barry Road / Saint Luke's College
Jan-17	Jennifer	Rucker	Saint Luke's East Hospital / Saint Luke's College
Jan-17	Michelle	Schaefer	University of Saint Mary
Jan-17	Laurie	Schulz	Overland Park Regional Medical Center
Jan-17	Hilary	Shoemaker	Heartland Regional Medical Center / Missouri Western State University
Jan-17	Aaron	Siglar-Livingston	Saint Luke's Hospital of Kansas City / Saint Luke's College
Jan-17	Thomas	Sims	Research Medical Center / Research College of Nursing
Jan-17	Catherine	Spears	Shawnee Mission Medical Center / University of Missouri - Kansas City
Jan-17	Mallorie	Suffield	Overland Park Regional Medical Center / University of Kansas
Jan-17	Mark	Swierczek	Saint Luke's Hospital of Kansas City / Saint Luke's College
Jan-17	Christy	Sybrant	North Kansas City Hospital / Research College of Nursing
Jan-17	Megan	Van Zee	Saint Luke's Hospital of Kansas City / Saint Luke's College
Jan-17	Amanda	Vitt	Saint Luke's Hospital of Kansas City / Saint Luke's College
Jan-17	Tiffany	Watson	Children's Mercy Hospitals and Clinics / Saint Luke's College
Jan-17	Nicole	Zwick ¹	Overland Park Regional Medical Center
	¹ attended only day 1		*reported by participant
	² attended only day 2		

**Clinical Faculty Academy
List of Participants 2016-17
St. Louis**

Appendix C

Date Attended Academy	First Name	Last Name	Affiliated Hospital and/or Nursing School*
Aug-16	Chelsea	Acord	Southern Illinois University Edwardsville
Aug-16	Soren	Addams	OSF Saint Anthony's Health Center
Aug-16	Marnie	Agne	Southern Illinois University Edwardsville
Aug-16	Barbara	Astorino	SSM Health St. Louis
Aug-16	Kristen	Bagwell	St. Luke's Hospital
Aug-16	Nancy	Bjur	Applied Technology Services
Aug-16	Jamie	Brez	SSM Health St. Clare Hospital
Aug-16	Sarah	Bundren	Applied Technology Services
Aug-16	Nicolette	Carter	Mercy Hospital St. Louis / Maryville University
Aug-16	Christina	Castellano	Barnes Jewish Hospital
Aug-16	Katie	Danuser	SSM Health St. Joseph Health Center
Aug-16	Rose	Doyle	SSM Medical Offices
Aug-16	Charlita	Dunn	St. Louis Childrens Hospital
Aug-16	Susan	Elliott	University of Missouri-St. Louis College of Nursing
Aug-16	Elaine	Figuroa	Missouri Baptist Medical Center / Maryville University
Aug-16	Erin	Foerstel	Mercy Hospital St. Louis
Aug-16	Chelsea	Hartman	Maryville University
Aug-16	Alexandra	Hoskins	Mercy Hospital St. Louis
Aug-16	Markisha	Howard	SSM Health DePaul Hospital
Aug-16	Blessing	Ikpeama	VA St. Louis Health Care System
Aug-16	Cassandra	Johnson	Applied Technology Services
Aug-16	Theresa	Johnson	Veteran Health Administration
Aug-16	Margaret	Kurtz	St. Luke's Hospital
Aug-16	Elizabeth	Lillmars	Mercy Hospital St. Louis / Maryville University
Aug-16	Cindy	Lukowski	Southern Illinois University Edwardsville
Aug-16	Gregory	Mallin	Saint Louis University Hospital
Aug-16	Jamie	McCoy	Chamberlain School of Nursing
Aug-16	Chonay	McKay	Southern Illinois University Edwardsville
Aug-16	Dorcas	McLaughlin	Webster University
Aug-16	Geralyn	Meyer	Saint Louis University School of Nursing
Aug-16	Brianne	Mueller	Barnes Jewish Hospital
Aug-16	Heather	Nicholson ¹	Southern Illinois University Edwardsville
Aug-16	Rachel	Owen	Southern Illinois University Edwardsville
Aug-16	Zainab	Oyebamiji	VA St. Louis Health Care System
Aug-16	Jacqueline	Pagel	Goldfarb School of Nursing
Aug-16	Stacey	Probst	Missouri Baptist Medical Center
Aug-16	Kerry	Reinhardt	SSM Health
Aug-16	Laura	Reller	SSM Health
Aug-16	Altisa	Rios	Webster University
Aug-16	Amanda	Ross	Southern Illinois University Edwardsville
Aug-16	Amanda	Sachs	SSM St. Joseph Hospital Lake St. Louis
Aug-16	Heather	Sanudo ¹	Saint Louis University School of Nursing
Aug-16	Dusty	Scheper	Applied Technology Services
Aug-16	Elizabeth	Schmerold	Saint Louis University Hospital
Aug-16	Kelly	Sexton	St Mary's Health Center
Aug-16	Mary Ann	Signaigo	Webster University
Aug-16	Cindi	Silvey	St. Lukes Hospital
Aug-16	Mariann	Spears	Webster University

**Clinical Faculty Academy
List of Participants 2016-17
St. Louis**

Appendix C

Date Attended Academy	First Name	Last Name	Affiliated Hospital and/or Nursing School*
Aug-16	Kimberly	Wahl	Maryville University
Aug-16	Paulette	Wallis	Lutheran School of Nursing
Aug-16	Holly	Wamser	Webster University
Aug-16	Tyntarica	White ¹	St. Mary's Health Center
Aug-16	Mary Ann	Wyant	Webster University
Jan-17	Julie	Babbitts	SSM Health
Jan-17	Lynn	Baer	Goldfarb School of Nursing at Barnes Jewish College
Jan-17	Sage	Banks	Marshall Browning Hospital / McKendree University
Jan-17	Malychanh	Bartlett	Southern Illinois University
Jan-17	Leneshia	Bell	Applied Technology Services
Jan-17	Emily	Bilbrey	Mercy Hospital St. Louis / Jefferson College
Jan-17	Jamie	Billups	Barnes Jewish Hospital / McKendree University
Jan-17	Maegan	Bosler	Saint Louis University School of Nursing
Jan-17	Elizabeth	Bowen	Southern Illinois Healthcare
Jan-17	Courtney	Brandt	Lincoln University
Jan-17	Sheila	Buesking ¹	Washington School of Practical Nursing
Jan-17	Helen	Cassidy	Mercy Hospital St. Louis
Jan-17	Ashley	Chapman	SSM Health DePaul Hospital
Jan-17	JoAnne	Costantinou	Accredo, Division of Express Scripts
Jan-17	Jill	Dace	Applied Technology Services
Jan-17	Sarah	Dickhoff	SSM Health St. Clare Hospital
Jan-17	Elizabeth	Dykeman	Barnes Jewish Hospital
Jan-17	Jamie	Essary	Mercy Hospital Jefferson
Jan-17	Ruth	Fiedler	Lutheran School of Nursing
Jan-17	Jennifer	Frazier ¹	Ky One Health
Jan-17	Aimee	French	Jefferson College
Jan-17	Samantha	French	Special School District of St. Louis County
Jan-17	Kylie	Frieze	Other
Jan-17	Gary	Grover	Other
Jan-17	Sarah	Grotha	St. Anthony's Medical Center
Jan-17	Nicole	Healey	Barnes Jewish Hospital
Jan-17	Tiffaney	Howard	Lutheran Senior Services
Jan-17	Judy	Huffman	Mercy Hospital Jefferson
Jan-17	Ashley	Huelsmann ¹	Southern Illinois University Edwardsville
Jan-17	Jennifer	Jaswal	Chamberlain University
Jan-17	Tami	Johnson	Lutheran School of Nursing
Jan-17	Lisa	Karcher	St. Louis Children's Hospital
Jan-17	Gina	Keel	Lutheran School of Nursing
Jan-17	Jessica	Keller	SSM Health Cardinal Glennon Children's Hospital
Jan-17	Melissa	Kelly	Mercy Hospital St. Louis
Jan-17	Tiffany	Kirk	Other
Jan-17	Kristen	Krewson	Lutheran School of Nursing
Jan-17	Tiffany	Lackman	SSM Health St. Mary's Hospital
Jan-17	Elizabeth	LaPorte	St. Louis Children's Hospital
Jan-17	Naomi	Lee	Applied Technology Services
Jan-17	Rebecca	Lewis ¹	Jefferson College
Jan-17	Sarah	Long	Jefferson College

**Clinical Faculty Academy
List of Participants 2016-17
St. Louis**

Appendix C

Date Attended Academy	First Name	Last Name	Affiliated Hospital and/or Nursing School*
Jan-17	Desiree	McKinney	SSM St. Joseph Hospital
Jan-17	Carla	Meesey	Lutheran School of Nursing
Jan-17	Dana	Merritt ¹	Goldfarb School of Nursing at Barnes Jewish College
Jan-17	Donald	Miller	Mercy Hospital St. Louis / Webster University
Jan-17	Jan	Murphy	St. Louis Children's Hospital
Jan-17	Jill	Neeman	Barnes Jewish Hospital / Goldfarb School of Nursing
Jan-17	Angela	Painter	St. Louis Children's Hospital
Jan-17	Laura	Raineri	Maryville University
Jan-17	Chris	Redd ¹	Washington School of Practical Nursing
Jan-17	Kim	Redd	Jefferson College
Jan-17	Melissa	Reigart	Carle Foundation Hospital
Jan-17	Candace	Richie	Chamberlain School of Nursing
Jan-17	Michelle	Rippelmeyer	Webster University
Jan-17	Chris	Roberts ¹	Lutheran School of Nursing
Jan-17	Mary	Ruckman	SSM Health St. Mary's Hospital
Jan-17	Teresa	Schmidt	St. Louis Children's Hospital / Saint Louis Univesity School of Nursing
Jan-17	Melanie	Schwartz ¹	Lutheran School of Nursing
Jan-17	Amy	Schwent	Mercy Hospital Jefferson
Jan-17	Curissa	Seawood	Barnes Jewish Hospital
Jan-17	Heather	Shackelford	Other
Jan-17	Elizabeth	Slais	Webster University
Jan-17	Pierre	Smith	Barnes Jewish Hospital
Jan-17	Laurie	Sparr	Saint Louis University School of Nursing
Jan-17	Bridgette	Thompson	Saint Louis University School of Nursing
Jan-17	Alix	Tomlin	Applied Technology Services
Jan-17	Dina	Vitale ¹	Wasington School of Practical Nursing
Jan-17	Renee	Warmbrodt	St. Louis Children's Hospital
Jan-17	Kim	Wazlawek	Barnes Jewish Hospital
Jan-17	Ashley	Whiteside	St. Louis Children's Hospital / Maryville University
Jan-17	Karin	Wolking ¹	Washington School of Practical Nursing
Jan-17	Kathy	Wuestling	SSM Health
	1 attended only day 1		*reported by participant

**Clinical Faculty Academy
Evaluation Summary
Kansas City**

COURSE OBJECTIVES

	Aug 2016		Jan 2017	
	Number of Responses	Mean Score (Scale 1-5)	Number of Responses	Mean Score (Scale 1-5)
A. Identify the content and processes necessary for curriculum development and program planning for nursing education programs.	50	4.32	47	4.39
B. Discuss legal issues related to the education of students in a clinical setting.	50	4.52	47	4.46
C. Discuss the process of clinical evaluation for students at various levels in the curriculum.	50	4.42	47	4.43
D. Describe learning experiences that engage students in developing clinical expertise.	50	4.46	47	4.42
E. Explore the challenge of multiple roles as staff, adjunct clinical faculty, and other professional and/or life roles.	50	4.38	47	4.42
F. Describe approaches to clinical pre/post conferences.	50	4.54	47	4.56
G. Discuss issues in dealing with the difficult students in the clinical setting.	49	4.55	47	4.42
H. Gain awareness of best practices in facilitating clinical learning.	50	4.36	47	4.38
I. Content – application to my role as a clinical educator	50	4.26	47	4.40
J. Binders, materials, and handouts	50	4.38	47	4.27
K. Pre-registration materials and communication	49	4.59	45	4.73
L. Meeting space – seating, lighting, sound, comfort, and food	50	4.66	47	4.62
M. OVERALL RATING FOR THE ACADEMY	50	4.32	47	4.38

(Evaluation Summary continued - Kansas City)	Aug 2016		Jan 2017	
	Number of Responses	Percentage	Number of Responses	Percentage
1. Educational background				
BSN, working toward MSN	48	72.7%	40	76.9%
MSN	14	21.2%	11	21.2%
Masters (not MSN)	0	0.0%	0	0.0%
Other	4	6.1%	1	1.9%
2. Experience as a clinical educator				
None	41	62.1%	29	55.8%
Less than one year	16	24.3%	12	23.1%
One or more years	9	13.6%	11	21.1%
3. Age				
20-29 years old	25	37.9%	22	41.5%
30-39 years old	21	31.8%	16	30.2%
40-49 years old	13	19.7%	6	11.3%
50+ years old	7	10.6%	9	17.0%
4. Gender				
Male	5	7.6%	5	10.0%
Female	61	92.4%	47	90.0%
5. Ethnicity/Race				
Asian	1	1.6%	2	3.8%
American Indian/Alaskan Native	1	1.6%	0	0.0%
Black/African American	2	3.0%	4	7.7%
Hispanic/Latino	2	3.0%	1	1.9%
Native Hawaiian or Other Pacific Islander	2	3.0%	0	0.0%
More than one race	2	3.0%	3	5.8%
White	56	84.8%	42	80.8%
6. What percentage of material was new to you?				
Over 50%	25	50.0%	20	42.5%
25-50%	13	26.0%	16	34.0%
10-25%	9	18.0%	7	14.9%
Less than 10%	4	8.0%	4	8.5%
7. I would like to stay connected through (participants were asked to check all that apply):				
Additional face-to-face training opportunities.	18	51.4%	26	55.3%
Online training opportunities.	23	65.7%	27	57.4%
Web site with such features as FAQs, helpful tips, etc.	21	60.0%	21	44.7%

**Clinical Faculty Academy
Evaluation Summary
St. Louis**

Appendix E

COURSE OBJECTIVES

A. Integrate best practices of clinical teaching into the clinical adjunct role.

B. Discuss legal issues related to the education of students in a clinical setting.

C. Discuss the process of clinical evaluation for students at various levels in the curriculum.

D. Describe learning experiences that engage students in developing clinical expertise.

E. Explore the challenge of multiple roles as staff, adjunct clinical faculty, and other professional and/or life roles.

F. Describe approaches to clinical pre/post conferences.

G. Identify the context and processes necessary for curriculum development and program planning.

H. Describe the variety of written assignments that may be required of students during clinical experience.

I. Discuss issues in dealing with the difficult student in the clinical setting.

J. Content – application to my role as a clinical educator

K. Binders, materials, and handouts

L. Pre-registration materials and communication

M. Meeting space – seating, lighting, sound, comfort, and food

N. OVERALL RATING FOR THE ACADEMY

Aug 2016		Jan 2017	
Number of Responses	Mean Score (Scale 1-5)	Number of Responses	Mean Score (Scale 1-5)
49	4.98%	56	4.98%
49	4.65%	56	4.91%
48	4.81%	55	4.82%
49	4.98%	56	4.95%
49	4.92%	56	4.96%
49	4.94%	56	4.93%
48	4.81%	56	4.89%
48	4.81%	56	4.91%
49	4.80%	56	4.88%
49	4.94%	56	4.98%
49	4.94%	56	4.93%
49	4.86%	56	4.98%
49	4.49%	56	5.00%
49	4.94%	56	4.95%

(Evaluation Summary continued - St. Louis)

	Aug 2016		Jan 2017	
	Number of Responses	Percentage	Number of Responses	Percentage
1. Educational background				
MSN	15	33.3%	12	22.2%
BSN, working toward MSN	30	66.7%	42	77.8%
2. Experience as a clinical educator				
I have not yet worked as a clinical instructor.	33	67.3%	32	57.1%
Previously worked as a clinical educator	16	32.7%	24	42.9%
3. Age				
20-29 years old	15	30.6%	17	30.4%
30-39 years old	12	24.5%	13	23.2%
40-49 years old	10	20.4%	10	17.9%
50+ years old	12	24.5%	16	28.6%
4. Gender				
Male	2	4.1%	2	3.6%
Female	47	95.9%	54	96.4%
5. Ethnicity/Race				
Hispanic or Latino	0	0.0%		
American Indian/Alaskan Native	0	0.0%		
Asian	2	4.1%		
Black or African American	7	14.3%		
Native Hawaiian or Other Pacific Islander	0	0.0%		
White	40	81.6%		
Other	0	0.0%		
6. What percentage of material was new to you?				
Over 50%	23	46.9%	26	46.4%
25-50%	15	30.6%	23	41.1%
10-25%	8	16.3%	7	12.5%
Less than 10%	3	6.1%	0	0.0%
7. I would like to stay connected through (participants were asked to check all that apply):				
An established relationship (mentor) with an experienced Clinical Faculty Instructor	36			
Regular roundtable discussion group with other Clinical Faculty Instructors	21			
Online training opportunities.	27			
Web site with such features as FAQs, helpful tips, etc.	34			

Kansas City Nursing School Enrollments and Graduations

Appendix F Enrollments

	NEW ENROLLMENTS															
	Number of Students Newly Admitted to the Nursing Program															
COLLEGE	Base Year 2003-04	2004-05	2005-06	2006-07	2007-08	2008-09	2009-10	2010-11	2011-12	2012-13	2013-14	2014-15	2015-16	2016-17	Projected 2017-18	Projected 2018-19
Avila University BSN	26	36	36	43	50	56	56	56	56	56	63	68	65	61	54	54
Graceland University BSN	40	32	44	50	50	38	47	50	50	50	44	50	48	51	51	51
Johnson County Community College ADN	55	55	55	64	64	70	70	70	64	64	64	64	72	72	72	72
Johnson County Community College Refresher	NA	11	22	40	40	40	40	40	36	18	36	32	20	23	0	0
Kansas City Community College ADN	97	100	100	125	125	125	125	125	146	146	133	133	133	133	133	133
Metropolitan Community College Traditional ADN	164	158	160	147	137	151	141	143	164	145	158	144	146	143	143	158
Metropolitan Community College Evening/Weekend ADN	NA	NA	NA	28	0	0	21	0	22	7	21	28	7	21	7	42
MidAmerica Nazarene Univ. BSN	24	25	29	27	36	30	37	23	29	35	35	40	40	45	45	45
MidAmerica Nazarene Univ. Accelerated BSN	12	14	14	16	18	20	24	31	35	35	69	74	93	100	110	110
Missouri Western State Univ BSN	90	100	98	80	80	100	100	100	100	100	100	100	100	93	100	100
National American Univ. - Zona Rosa ADN ¹	NA	NA	44	47	48	48	48	48	48	48	48	48	48	18	0	0
National American Univ. - Overland Park BSN ¹	NA	NA	NA	NA	NA	34	42	50	38	30	39	32	33	28	33	30
Park University BSN ²	40	40	39	40	40	40	65	65	65	65	65	51	40	24	51	60
Research College of Nursing Accelerated BSN	61	59	76	79	72	66	80	80	46	66	72	57	65	72	72	72
Research College of Nursing Traditional BSN	46	64	70	65	65	55	72	72	76	72	90	68	72	72	72	72
Saint Luke's College BSN	55	55	57	55	57	54	61	65	144	192	192	188	188	196	192	192
University of Central Missouri BSN	47	56	77	75	73	80	80	80	80	80	80	80	80	80	80	80
University of Kansas BSN	120	120	128	128	128	128	120	104	104	104	104	104	104	104	126	126
University of Missouri-KC BSN	80	80	80	80	80	80	80	76	76	76	76	76	76	76	70	70
University of Missouri-KC Accelerated BSN	NA	NA	NA	NA	NA	NA	NA	13	23	24	24	24	24	24	55	55
University of Saint Mary Traditional BSN	NA	NA	NA	42	37	37	39	45	42	43	40	48	48	48	48	50
University of Saint Mary Accelerated BSN	NA	NA	NA	NA	NA	NA	NA	NA	NA	11	14	24	24	21	26	24
William Jewell College Traditional BSN	40	42	57	42	40	39	35	40	35	37	30	57	65	49	60	60
William Jewell College Accelerated BSN	12	27	24	27	29	28	28	31	56	61	50	55	60	56	60	60
Totals	1009	1074	1210	1300	1269	1319	1411	1407	1535	1565	1647	1645	1651	1610	1660	1716

¹ National American University - Overland Park replaced their PN and ADN program with a BSN program in fall of 2011. The Zona Rosa program will merge with the Overland Park program in 2017-2018.

² Park University transitioned their ADN program to a BSN program in 2016.

Kansas City Nursing School Enrollments and Graduations

Appendix F Graduations

		GRADUATIONS										
		Number of Students										
COLLEGE	Base Year 2003-04	2006-07	2007-08	2008-09	2009-10	2010-11	2011-12	2012-13	2013-2014	2014-2015	2015-2016	2016-2017
Avila University BSN	22	34	37	44	48	48	52	46	52	51	40	44
Graceland University BSN	25	30	38	42	35	37	48	37	44	47	44	49
Johnson County Community College ADN	59	68	58	62	48	69	70	67	69	66	64	70
Johnson County Community College Refresher	NA	17	33	45	54	32	29	17	24	21	21	17
Kansas City Community College ADN	52	85	94	95	108	108	113	118	119	120	104	100
Metropolitan Community College Traditional ADN	104	133	118	99	116	168	121	145	121	127	132	137
Metropolitan Community College Evening/Weekend ADN	NA	30	0	26	0	0	30	0	26	0	24	28
MidAmerica Nazarene Univ. BSN	14	20	21	22	28	23	29	31	33	32	35	38
MidAmerica Nazarene Univ. Accelerated BSN	6	16	15	14	18	31	35	32	35	63	80	86
Missouri Western State Univ BSN	67	92	84	93	90	83	91	91	89	96	87	93
National American Univ. - Zona Rosa ADN ¹	NA	28	31	24	22	43	43	37	29	27	20	30
National American Univ. - Overland Park BSN ¹	NA	NA	NA	NA	33	32	33	29	19	21	22	15
Park University BSN ²	37	38	38	37	61	60	55	66	54	37	20	23
Research College of Nursing Accelerated BSN	56	74	62	65	78	72	42	60	65	48	49	51
Research College of Nursing Traditional BSN	31	47	46	56	65	62	58	55	59	55	58	47
Saint Luke's College BSN	45	53	47	56	62	61	61	63	165	182	174	170
University of Central Missouri BSN	30	43	68	69	68	64	76	67	70	76	77	70
University of Kansas BSN	113	120	126	122	121	116	101	93	100	100	98	102
University of Missouri-KC BSN	NA	61	60	62	70	87	72	73	67	72	69	44
University of Missouri-KC Accelerated BSN	NA	NA	NA	NA	NA	8	12	21	21	21	25	10
University of Saint Mary Traditional BSN	NA	NA	32	30	34	34	42	43	40	30	38	43
University of Saint Mary Accelerated BSN	NA	NA	NA	NA	NA	NA	NA	11	14	23	21	18
William Jewell College Traditional BSN	18	44	39	23	42	29	32	22	42	35	50	40
William Jewell College Accelerated BSN	8	22	27	26	24	31	55	46	46	51	54	49
Totals	687	1055	1074	1112	1225	1298	1300	1270	1403	1401	1406	1374

¹ National American University - Overland Park replaced their PN and ADN program with a BSN program in fall of 2011. The Zona Rosa program will merge with the Overland Park program in 2017-2018.

² Park University transitioned their ADN program to a BSN program in 2016.

**St. Louis Nursing School
Enrollments and Graduations**

**Appendix G
Enrollments**

NEW ENROLLMENTS															
Number of Students Newly Admitted to the Nursing Program															
COLLEGE	Base Year 2004-05	2005-06	2006-07	2007-08	2008-09	2009-10	2010-11	2011-12	2012-13	2013-14	2014-15	2015-16	2016-17	Projected 2017-18	Projected 2018-19
¹ Goldfarb School of Nursing at Barnes Jewish College -ADN & BSN	225	279	263	242	283	340	390	434	439	456	438	464	443	450	450
Chamberlain College of Nursing - BSN	77	181	128	198	245	251	251	-	251	251	251	259	220	251	251
² Chamberlain College of Nursing - (On Line - ADN	70	106	100	51	n/a	n/a	-	-	-	-	-	-	-	-	-
East Central College - Union - ADN	24	29	30	24	24	30	29	30	29	29	30	28	29	25	29
³ Jefferson College, Hillsboro - ADN	80	110	138	168	125	176	175	130	60	71	57	60	60	60	60
Kaskaskia Community College, Centralia, IL - ADN	80	100	118	100	100	103	-	-	-	-	-	-	-	-	-
Lewis & Clark Com. College, Godfrey, IL - ADN	96	126	120	156	156	156	138	150	140	142	138	112	109	130	130
Lutheran School of Nursing -Diploma	71	81	83	95	71	93	90	89	103	110	97	98	82	92	92
Maryville University-BSN	112	137	140	149	148	157	155	170	165	158	146	145	161	160	160
Southwestern Illinois College, Belleville, IL - ADN	82	90	82	85	82	85	86	86	86	82	84	80	81	80	80
St. Louis University - BSN	158	196	182	186	158	142	112	206	198	198	213	228	224	285	290
⁴ University of Missouri St. Louis - BSN accelerated	144	144	146	150	116	40	48	48	48	48	44	207	197	216	216
Totals	1219	1579	1530	1604	1508	1573	1474	1343	1519	1545	1498	1681	1606	1749	1758
Notes:															

¹Goldfarb phased out ADN program.

²Chamberlain declined to provide data.

³Jefferson College is a *Bridge* program. Admissions numbers reflect LPN & RN admissions. Graduation numbers reflect only RNs. Not every graduating LPN continues for the second year to receive their RN. Those who do not continue are replaced by other LPNs interested in completing their RN.

⁴USML reported only accelerated program, not the traditional track program in years prior to 2015. Starting 2015 numbers include prelicensure students in the Traditional and Accelerated programs.

**St. Louis Nursing School
Enrollments and Graduations**

**Appendix G
Graduations**

NEW ENROLLMENTS												
Number of Students												
COLLEGE	Base Year 2004-05	2006-07	2007-08	2008-09	2009-10	2010-11	2011-12	2012-13	2013-14	2014-15	2015-16	2016-17
¹ Goldfarb School of Nursing at Barnes Jewish College -ADN & BSN	137	285	267	112	328	342	342	437	405	405	405	419
Chamberlain College of Nursing - BSN	27	107	67	89	n/a	125	-	161	148	173	194	165
² Chamberlain College of Nursing - (On Line - ADN	49	106	30	n/a	n/a	-	-	-	-	-	-	-
East Central College - Union - ADN	15	29	24	19	23	20	19	20	17	18	21	18
³ Jefferson College, Hillsboro - ADN	35	109	140	113	165	148	134	109	98	56	53	60
Kaskaskia Community College, Centralia, IL - ADN	83	108	81	62	95	-	-	-	-	-	-	-
Lewis & Clark Com. College, Godfrey, IL - ADN	70	72	94	129	141	112	124	128	131	109	79	98
Lutheran School of Nursing -Diploma	41	50	45	49	58	42	47	55	75	85	80	79
Maryville University- BSN	54	108	95	110	112	109	107	99	106	109	129	125
Southwestern Illinois College, Belleville, IL - ADN	69	81	60	54	58	56	62	75	66	45	88	79
St. Louis University - BSN	119	169	154	132	170	210	217	181	221	209	229	190
⁴ University of Missouri St. Louis - BSN accelerated	88	107	133	26	46	40	48	47	41	45	222	197
Totals	787	1331	1190	895	1196	1204	1100	1312	1308	1254	1500	1430

Notes:

¹Goldfarb phased out ADN program.

²Chamberlain declined to provide data.

³Jefferson College is a *Bridge* program. Admissions numbers reflect LPN & RN admissions. Graduation numbers reflect only RNs. Not every graduating LPN continues for the second year to receive their RN. Those who do not continue are replaced by other LPNs interested in completing their RN.

⁴USML reported only accelerated program, not the traditional track program in years prior to 2015. Starting 2015 numbers include prelicensure students in the Traditional and Accelerated programs.

**Nursing Schools NCLEX Pass Rates
Kansas City Participating Schools - in Missouri**

Appendix H

Program	Pgm	2001-02	2002-03	2003-04	2004-05	2005-06	2006-07	2007-08	2009	2010	2011	2012	2013	2014	2015	2016
Missouri Schools																
Avila University	BSN															
Pass Rate		78.9%	92.86%	83.33%	88.00%	80.00%	84.38%	83.78%	88.10%	81.63%	87.50%	94.23%	73.91%	68.63%	74.00%	100.00%
Students Tested		19	n/a	24	25	30	32	37	42	49	48	52	46	51	50	41
University of Central Missouri	BSN															
Pass Rate		1.0%	96.00%	92.86%	93.02%	86.11%	100.00%	94.03%	95.31%	94.12%	95.31%	98.67%	88.06%	82.86%	83.33%	77.92%
Students Tested		27	16	28	43	36	41	67	64	68	64	75	67	70	72	77
Graceland University	BSN															
Pass Rate		86.7%	87.88%	79.17%	86.11%	90.00%	100.00%	97.37%	94.74%	80.00%	91.89%	91.30%	92.86%	95.56%	87.18%	95.35%
Students Tested		30	7	24	36	20	30	38	38	35	37	46	42	45	39	43
Missouri Western State University	BSN															
Pass Rate		100.0%	89.29%	92.98%	78.87%	84.52%	89.16%	85.71%	90.66%	77.53%	86.75%	91.11%	85.71%	87.78%	86.02%	82.56%
Students Tested		55	41	57	71	84	83	84	96	89	83	90	91	90	93	86
Research College of Nursing	BSN															
Pass Rate		83.3%	81.25%	87.64%	95.51%	94.67%	90.74%	89.81%	87.60%	81.69%	94.03%	95.00%	85.84%	73.77%	88.12%	82.08%
Students Tested		66	1	89	89	75	108	97	121	142	134	100	113	122	101	106
Saint Luke's College of Nursing	BSN															
Pass Rate		89.5%	95.74%	94.12%	90.70%	94.34%	96.49%	91.49%	100.00%	96.77%	96.72%	93.44%	94.12%	83.23%	83.24%	83.52%
Students Tested		38	9	51	43	53	57	47	56	62	61	61	51	161	179	176
University of Missouri-Kansas City	BSN															
Pass Rate			NEW	NEW	94.12%	74.51%	92.11%	96.67%	90.48%	94.20%	90.32%	89.29%	81.91%	77.53%	87.91%	85.26%
Students Tested					17	51	76	60	63	69	93	84	94	89	91	95
William Jewell College	BSN															
Pass Rate		85.7%	100.00%	81.25%	97.22%	81.36%	92.31%	89.39%	97.92%	89.55%	95.08%	93.10%	83.82%	91.11%	89.77%	87.38%
Students Tested		21	n/a	16	36	59	91	66	48	67	61	87	68	90	88	103
Metropolitan Community College	ADN															
Pass Rate		89.3%	92.96%	88.35%	91.74%	90.24%	90.24%	87.18%	92.74%	93.22%	87.22%	94.70%	89.25%	84.62%	84.92%	84.17%
Students Tested		75	28	103	109	123	164	117	124	118	133	151	140	143	126	139
National American University-KC	ADN															
Pass Rate						NEW	80.00%	88.24%	91.18%	95.24%	83.72%	84.21%	81.58%	79.31%	74.07%	72.97%
Students Tested								34	34	21	43	38	38	29	27	37
Park University	ADN															
Pass Rate		n/a	85.19%	80.00%	94.44%	87.23%	96.97%	94.74%	100.00%	84.48%	78.33%	89.29%	68.18%	84.91%	94.59%	92.11%
Students Tested		30	1	40	36	47	33	38	37	58	60	56	66	53	37	38

**Nursing School NCLEX Pass Rates
St. Louis Participating Schools**

Appendix I

Program	Pgm	2001-02	2002-03	2003-04	2004-05	2005-06	2006-07	2007-08	2009	2010	2011	2012	2013	2014	2015	2016
Missouri Schools																
Chamberlain College of Nursing*	BSN															
Pass Rate		86.4%	90.48%	69.23%	83.33%	91.43%	90.70%	86.21%	90.00%	79.47%	93.39%	91.23%	86.15%	85.43%	86.67%	84.97%
Students Tested		44	5	26	24	35	43	58	90	151	121	171	130	151	195	153
Chamberlain College of Nursing	ADN															
Pass Rate		79.0%	73.33%	90.91%	91.66%	63.41%	67.57%	73.91%	n/a*	n/a*	n/a*	n/a*	n/a*	n/a*	n/a*	n/a*
Students Tested		19	13	11	12	41	37	23								
Chamberlain College of Nursing	ADN															
Pass Rate		n/a	n/a	66.67%	42.10%	70.91%	64.86%	n/a*	n/a*	n/a*	n/a*	n/a*	n/a*	n/a*	n/a*	n/a*
Students Tested				3	19	55	37									
East Central College (Union)	ADN															
Pass Rate		73.7%	62.50%	88.00%	80.00%	100.00%	91.67%	100.00%	100.00%	100.00%	90.48%	100.00%	88.00%	92.00%	83.87%	95.24%
Students Tested		19	7	25	10	15	24	24	19	21	21	28	25	25	31	21
Goldfarb School of Nursing	BSN															
Pass Rate		90.9%	n/a	n/a	n/a	n/a	100.00%	93.64%	93.37%	91.79%	95.42%	94.28%	90.71%	84.77%	84.99%	87.05%
Students Tested		66					20	110	196	280	240	332	367	394	413	384
Goldfarb School of Nursing **	ADN															
Pass Rate		75.3%	84.42%	86.32%	86.86%	79.21%	85.99%	n/a**	n/a**	n/a**	n/a**	n/a**	n/a**	n/a**	n/a**	n/a**
Students Tested		73	28	95	137	178	157									
Jefferson College	ADN															
Pass Rate		94.4%	100.00%	90.00%	89.29%	91.11%	84.62%	81.97%	84.06%	70.37%	75.00%	78.57%	85.45%	86.67%	78.18%	84.90%
Students Tested		18	5	20	28	45	39	61	69	57	68	70	55	45	55	53
Lutheran School of Nursing	Diploma															
Pass Rate		92.0%	100.00%	82.35%	87.50%	85.29%	91.67%	92.16%	93.88%	96.83%	95.65%	97.73%	90.00%	85.33%	78.75%	77.53%
Students Tested		25	8	17	40	34	36	51	49	63	46	44	60	75	80	89
Maryville University	BSN															
Pass Rate		89.3%	76.80%	91.11%	81.40%	94.59%	93.75%	96.81%	84.68%	92.79%	95.24%	96.26%	92.25%	93.40%	93.40%	89.84%
Students Tested		28	22	45	43	74	96	94	111	111	105	44	155	106	106	128
St. Louis University	BSN															
Pass Rate		96.3%	94.12%	96.84%	87.30%	92.37%	89.04%	91.61%	92.26%	92.06%	87.44%	90.34%	84.39%	88.54%	89.90%	92.51%
Students Tested		80	18	95	110	118	146	155	155	189	207	207	206	192	208	187
University of Missouri - St. Louis	BSN															
Pass Rate		n/a	97.26%	97.73%	90.83%	98.31%	92.65%	94.78%	94.59%	90.48%	93.71%	98.03%	86.54%	85.06%	84.44%	84.40%
Students Tested		n/a	21	88	109	118	136	134	148	147	143	152	156	174	180	186

* Within the MSBN data, only one program (BSN) is listed for Chamberlain College of Nursing.

** Goldfarb School of Nursing has discontinued its ADN program.

**Nursing School NCLEX Pass Rates
St. Louis Participating Schools**

Appendix I

Illinois Schools ²		2002	2003	2004	2005	2006	2007	2008	2009	2010	2011	2012	2013	2014	2015	2016
Kaskaski College																
Pass Rate %	ADN	83.7%	83.0%	84.0%	86.0%	92.0%	89.0%	88.0%	90.0%	92.0%	83.0%	89.0%	88.0%	79.0%	81.0%	91.0%
Students Tested		43	46	67	85	60	82	74	62	92	89	83	75	82	77	64
Lewis & Clark Community																
Pass Rate %	ADN	93.8%	86.0%	95.0%	92.0%	90.0%	85.0%	93.0%	87.0%	84.0%	76.0%	91.0%	85.0%	71.0%	75.0%	86.0%
Students Tested		48	42	56	77	59	80	88	127	114	120	108	119	103	107	78
Southwestern Illinois College																
Pass Rate %	ADN	75.0%	92.0%	90.0%	100.0%	88.0%	94.0%	100.0%	100.0%	88.0%	98.0%	97.0%	88.0%	91.0%	95.0%	89.0%
Students Tested		12	12	10	13	17	17	60	52	58	55	62	75	66	44	88