

WORKFORCE COLLABORATIVE PILOT PROJECT
Expanding Clinical Faculty and Increasing Nursing School Enrollments
Kansas City and St. Louis

Annual Report 2015-16

INTRODUCTION

This annual report is submitted to the Missouri State Board of Nursing by the Missouri Hospital Association to provide outcomes and details regarding the Nurse Expansion Initiative in the metropolitan areas of Kansas City and St. Louis. This eleventh annual report provided to the Board reviews the 2015-16 academic year.

The report summarizes data collected by Kansas City and St. Louis hospital association program staff from participating nursing schools, hospitals and individuals who attended the Clinical Faculty Academy. Through this Workforce Collaborative Pilot Project, the number of available clinical faculty has increased, assisting in the expansion of nursing programs in these locales. A list of participating hospitals and schools of nursing is provided in Appendix A.

The majority of this report describes the same type of information previously provided to the Board. For the fifth year, hospital association staff used Survey Monkey, an online survey tool, to collect data directly from individuals who participate in the initiative. The feedback and information from Academy attendees has provided additional insights into the impact of this collaborative project.

BACKGROUND

This initiative began in Kansas City in 2004 and was adopted by St. Louis the following year. It evolved from a series of communitywide meetings on the growing nursing shortage. Schools of nursing identified difficulty finding clinical faculty as the primary barrier to expanding enrollment. The Workforce Collaborative Pilot Project was subsequently launched with three key objectives:

- Expand the pool of master's prepared nurses involved in educating the next generation of nurses.
- Increase nursing school enrollments.
- Evaluate innovative educational models that could be sustained or replicated.

At the program's inception, hospitals committed to provide staff nurses as clinical faculty and also contributed seed money for the project. Nursing schools designed a two-day Clinical Faculty Academy to help prepare nurses for their role as clinical instructors and implemented changes needed to increase enrollments.

In August 2004, the Educational Standards Committee approved a proposal submitted by Kansas City area nursing schools to expand the availability of clinical faculty. This approval granted participating Kansas City schools a regulatory exemption which allowed bachelor-prepared registered nurses to teach clinical education in a baccalaureate nursing program if they were making progress toward a master's degree in nursing and attended the two-day Clinical Faculty Academy. The Board approved St. Louis' participation in the project in June 2005. The demonstration project was initially approved for a five-year period and was granted an extension by the MSBN in 2009. In 2014, the MSBN approved another five-year extension.

Additionally, at the request of nursing schools and hospitals in Central Missouri, the hospital association program staff is coordinating the Central Missouri Clinical Faculty Academy at Boone Hospital in July 2016. The CFA was last held in Central Missouri at the University of Missouri-Columbia in 2011 and 2012 at the request of the MSBN.

Based upon previous participant feedback and a strong need, the first-annual Springfield, Missouri Clinical Faculty Academy was held in August 2015 with 57 attendees. The program is scheduled again for August 2016. Like the Kansas City and St. Louis CFAs, both Central Missouri and Springfield CFAs continue to be offered at no cost to participants or schools of nursing. Costs are underwritten by MHA or its subsidiary.

CLINICAL FACULTY ACADEMY

Since August 2004 in Kansas City and August 2005 in St. Louis, MHA staff and school of nursing steering committees have worked together to arrange two Clinical Faculty Academies per year in each metropolitan area. The Academy provides new clinical instructors resources to support them in their roles as educators. The Academy supplements the support provided by each nursing school for its instructors. Lists of Kansas City and St. Louis Clinical Faculty Academy attendees are included in Appendix B and Appendix C, respectively.

Participant evaluations of the Academy have been excellent. Copies of the program evaluation scores for the two Academies held in the past year are included in Appendix D (Kansas City) and Appendix E (St. Louis).

Attendance for the period of this report remained strong. The table below shows the number of participants from the last two academic years.

Table 1: CFA Attendance by Metropolitan Area Last Two Academic Years

	Kansas City	St. Louis
August 2014	57	52
January 2015	51	39
August 2015	64	56
January 2016	44	46

NURSING SCHOOL ENROLLMENTS

Over the duration of this demonstration project, schools of nursing have increased the number of nurses enrolled in their programs. A list of each school's new enrollments, graduation numbers and projected enrollments is included in Appendix F (Kansas City) and Appendix G (St. Louis).

Schools have sustained increased enrollments. Based on the pilot program's original goals, schools in both metropolitan areas are working diligently to meet these objectives.

Table 2: Progress Toward Enrollment Target Goals by Metropolitan Area

	Kansas City	St. Louis
Objective (Target Goal)	Increase enrollment by 200 additional nursing students enrolled each year	Increase enrollment by 335 additional nursing students enrolled each year
Status (Progress Toward Target)	646 additional new students were enrolled in 2015-16 for a total of 1,655 new students in 2015-2016.	462 additional new students* were enrolled in 2015-16 for a total of 1,681 new students in 2015-2016.

Source: Inquiry of Kansas City and St. Louis Metropolitan Schools of Nursing

* *Kaskaskia College no longer provides enrollment and graduation data. When this school is removed from the baseline year calculation, the number of additional students enrolled is 542.*

PARTICIPANT DATA

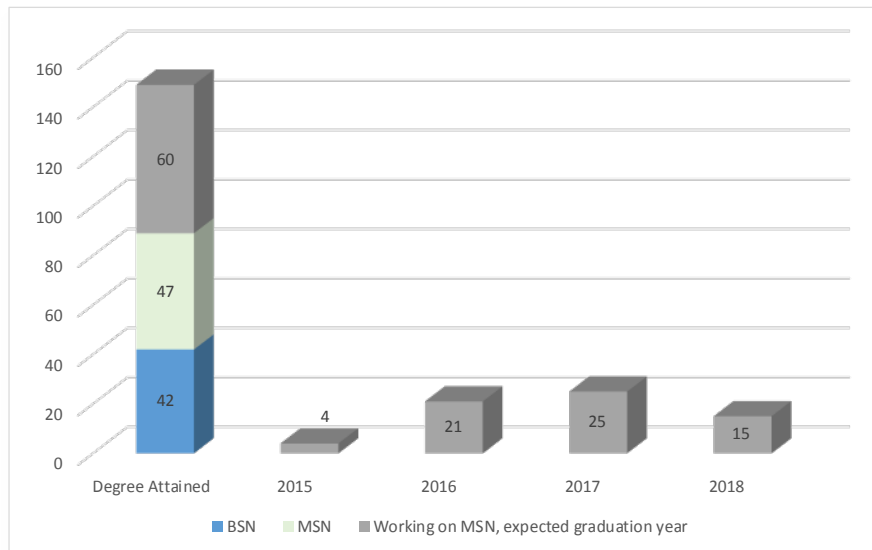
Surveying Academy participants directly has increased the amount of data available to better understand this demonstration project's progress.

About 73 percent of Academy attendees participated in the online survey. Out of a possible 210 respondents that attended both days of the Academy, 154 completed the survey. The response rate of Academy attendees in Kansas City and St. Louis was similar. In Kansas City, 97 of 108 attendees completed the survey (90 percent) and 57 of 102 completed the survey in St. Louis (56 percent).

Attendees were asked to indicate their current level of education as well as expected graduation date if working towards a master's degree in nursing.

Table 3 indicates a majority of Academy participants are working toward a master's degree in nursing, with 61 expected to graduate by the end of 2018.

Table 3. Educational Attainment of CFA Attendees

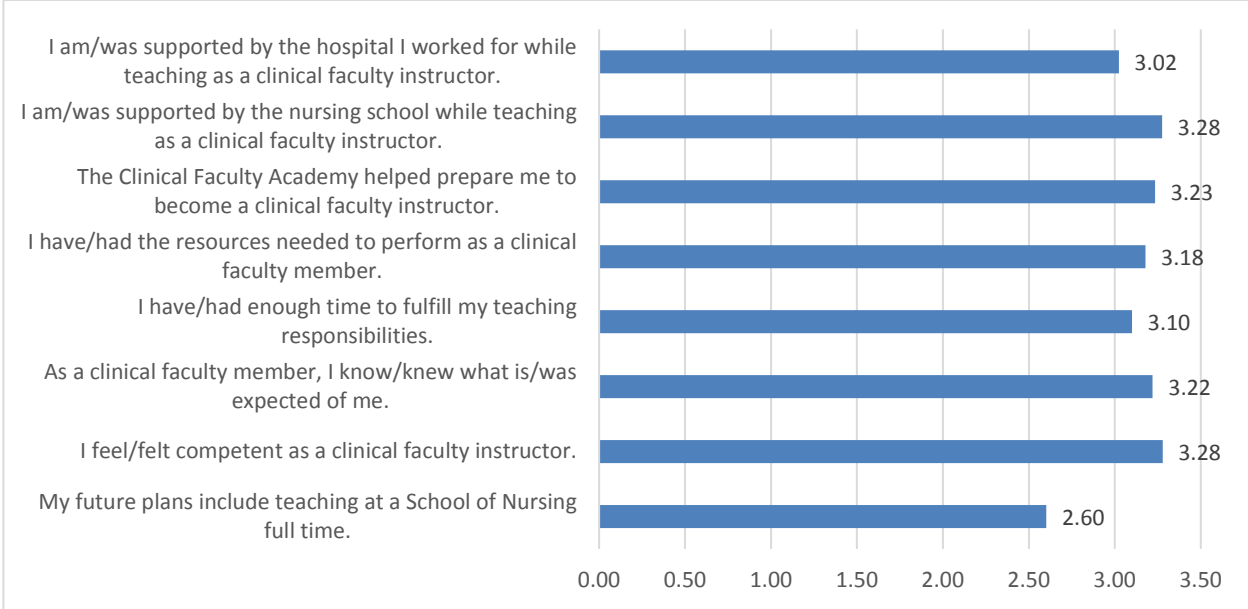


Source: MHA Clinical Faculty Academy Survey

Participants were also asked a number of questions related to their future plans and satisfaction with the Academy and teaching. Questions were answered on a Likert scale (strongly agree, agree, neutral, disagree and strongly disagree) and were converted to numerals. (See next page.)

Likert Response	Corresponding Numeral
Strongly Agree	4
Agree	3
Neutral	2
Disagree	1
Strongly Disagree	0

Table 4. Mean Score for Selected MHA Clinical Faculty Academy Survey Questions

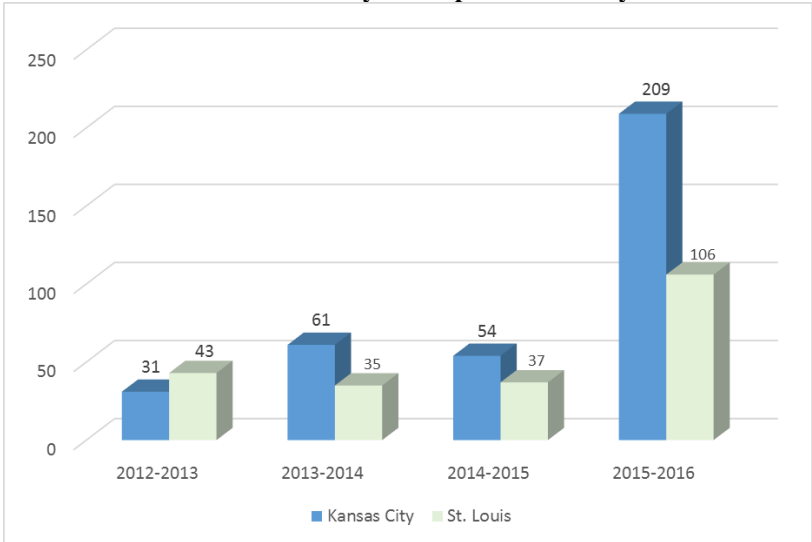


Source: MHA Clinical Faculty Academy Survey

CLINICAL ROTATION DETAILS

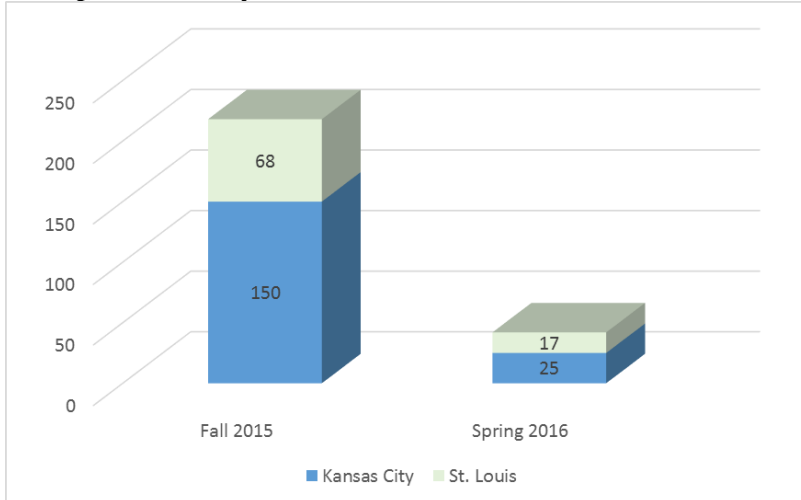
The survey also gathered the number of clinical rotations and students taught by Academy participants in each metropolitan area.

Table 6. Number of Rotations by Metropolitan Area by Academic Year



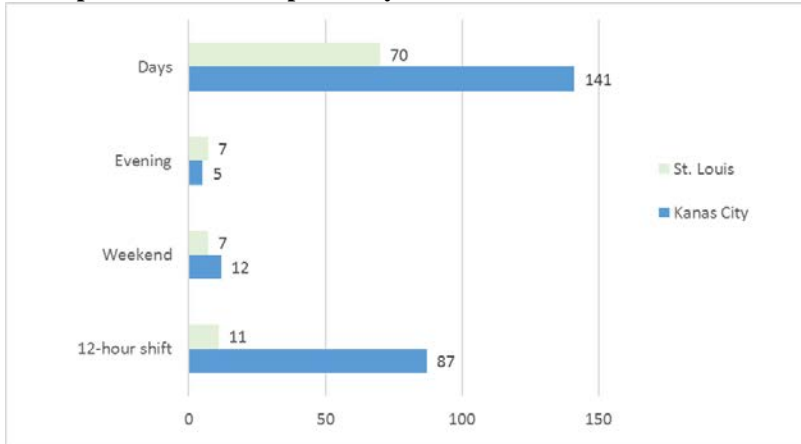
Source: MHA Clinical Faculty Academy Survey

Table 7. Number of Students Taught by Reporting CFA Attendees by Metropolitan Area by Academic Year



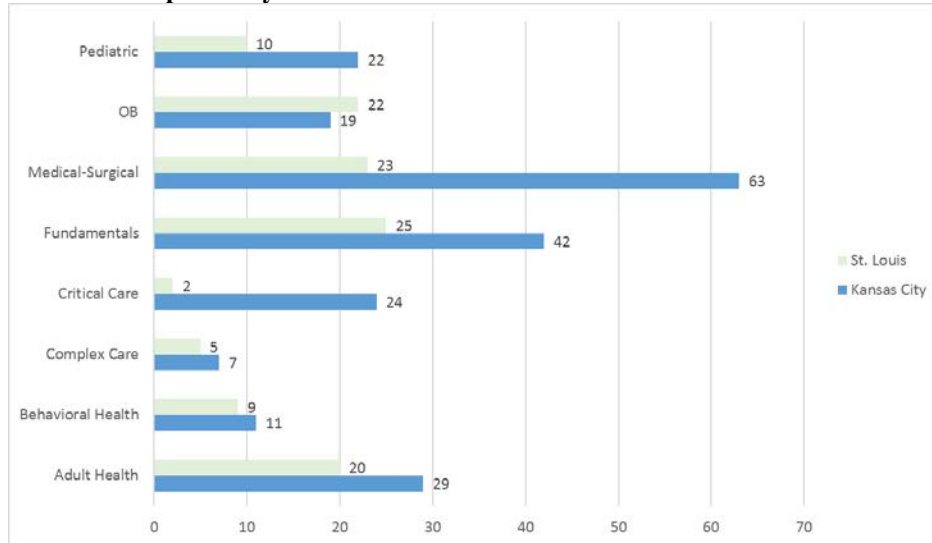
Source: MHA Clinical Faculty Academy Survey

Table 8. Number of Clinical Rotations Taught by Shift and Metropolitan Area as Reported by CFA Attendees



Source: MHA Clinical Faculty Academy Survey

Table 9. Type and Number of Clinical Rotations Taught by Metropolitan Area as Reported by CFA Attendees



Source: MHA Clinical Faculty Academy Survey

In addition to compiling more detail about adjunct clinical faculty rotations, participants also provided estimates of the number of hours per week spent on related faculty activities.

Table 10. Average Number of Hours Per Week Spent on Preparation, Grading and Communication, as Reported by CFA Attendees

	Preparation	Grading	Communication
Kansas City	5.84	5.67	2.10
St. Louis	8.54	6.80	4.69
Average	6.70	6.03	2.91

Source: MHA Clinical Faculty Academy Survey

NCLEX SCORES

NCLEX scores indicate student performance has not been affected due to the use of loaned faculty through the expansion initiative. Appendices H and I show the NCLEX pass rates for participating schools in Kansas City and St. Louis for at least two years prior to the start of the initiative and the years following the start of the initiative.

FINANCIAL RELATIONSHIPS

The regulatory waiver granted by the Board of Nursing has been instrumental in expanding the availability of clinical faculty. Over time, the financial relationships between schools and adjunct faculty have evolved, with schools contracting directly with adjunct clinical faculty rather than working through the hospital.

Asked which entity (hospital or school) compensates the respondent for adjunct clinical faculty work, 139 individuals responded. All but 16 indicated they were compensated directly by the school of nursing.

We speculate that both the schools and hospital-employed adjunct clinical faculty prefer this reimbursement model. For schools, it offers greater control and integration with their full time faculty; and the hospital-employed nurses are able to pick up additional paid hours as clinical instructors.

One additional observed trend is the movement of hospitals toward hiring bachelor-level nursing graduates due to the increased patient acuity and movement toward ANCC Magnet Recognition Program[®]. We expect to see an increase in enrollment over time in bachelor's programs, as well as increased interest in BSN bridge programs.

ANNUAL REPORT DISSEMINATION

The information in this annual report is shared with hospital and nursing school communities each year. In Kansas City, the information in the 2014-15 annual report was shared at the June 12, 2015, joint meeting of the Collegiate Nurse Educators of Greater Kansas City (CNE) and the Kansas City Area Nurse Executives (KCANE). In St. Louis, a joint meeting of hospitals and nursing schools was held September 22, 2015, to review the data compiled throughout the initiative.

CONCLUSION

The Nurse Expansion Initiative continues to play an important role as Kansas City and St. Louis hospitals have increased the number of new graduate nurses they are hiring this year. The initiative has evolved over time and has contributed to better working relationships between hospitals and schools of nursing. Enrollment in both metropolitan areas has increased over the term of the initiative, which has been successful in expanding opportunities for nurses who would not have ordinarily been qualified to teach clinical education in a baccalaureate nursing program.

**St. Louis and Kansas City
Nursing Schools and Hospitals**

Appendix A

Kansas City

St. Louis

Nursing Schools

Avila University
Graceland University
Johnson County Community College
Kansas City Kansas Community College
Metropolitan Community College - Penn Valley
MidAmerica Nazarene University
Missouri Western State University
National American University
Park University
Research College of Nursing
Saint Luke's College of Health Sciences
University of Central Missouri
University of Kansas School of Nursing
University of Missouri-Kansas City School of Nursing
University of Saint Mary
William Jewell College

Hospitals

Belton Regional Medical Center
Centerpoint Medical Center
Children's Mercy Kansas City
Lee's Summit Medical Center
Liberty Hospital
Menorah Medical Center
North Kansas City Hospital
Olathe Medical Center
Overland Park Regional Medical Center
Providence Medical Center
Research Medical Center
Saint Luke's East - Lee's Summit
Saint Luke's Hospital of Kansas City
Saint Luke's North Hospital
Saint Luke's South Hospital
Shawnee Mission Medical Center
St. Joseph Medical Center
St. Mary's Medical Center
Truman Medical Center, Hospital Hill
Truman Medical Center, Lakewood
University of Kansas Hospital

Nursing Schools

Chamberlain College of Nursing
East Central College - Union
Goldfarb School of Nursing at Barnes Jewish College
Jefferson College - Hillsboro
Kaskaskia College - Centralia, IL
Lewis and Clark Community College - Godfrey, IL
Lutheran School of Nursing
Maryville University School of Nursing
Saint Louis University School of Nursing
Southwestern Illinois College - Belleville, IL
University of Missouri-St. Louis College of Nursing

Hospitals

Alton Memorial Hospital
Anderson Hospital
Barnes-Jewish Hospital
Barnes-Jewish St. Peters Hospital
Barnes-Jewish West County Hospital
CenterPointe Hospital
Christian Hospital
Des Peres Hospital
Kindred Hospital St. Louis
Mercy Hospital Jefferson
Mercy Hospital St. Louis
Mercy Hospital Washington
Missouri Baptist Medical Center
Progress West Hospital
Ranken Jordan Pediatric Bridge Hospital
SSM Health Saint Louis University Hospital
Shriner's Hospitals for Children
SSM Health Cardinal Glennon Children's Hospital
SSM Health DePaul Hospital – St. Louis
SSM Health St. Clare Hospital – Fenton
SSM Health St. Joseph Hospital – Wentzville
SSM Health St. Joseph Hospital – St. Charles
SSM Health St. Mary's Hospital – St. Louis
St. Alexius Hospital
St. Anthony's Medical Center
SHS St. Elizabeth Hospital
St. Louis Children's Hospital
St. Luke's Hospital

**Clinical Faculty Academy
List of Participants 2015-16
Kansas City**

Appendix B

Date Attended Academy	First Name	Last Name	Affiliated Hospital and / or Nursing School*
Aug-15	Billie	Abernethy	North Kansas City Hospital / Missouri Western State University
Aug-15	Nancy	Aks	Johnson County Community College
Aug-15	Allison	Anderson	Heartland Regional Medical Center / Missouri Western State University
Aug-15	Lauren	Anderson	Saint Luke's Hospital of Kansas City / Saint Luke's College of Health Sciences
Aug-15	Crystal	Ashburn	Missouri Western State University
Aug-15	Ann	Beck	Providence Medical Center
Aug-15	Susan	Birchler	Avila University
Aug-15	Becky	Brown	Shawnee Mission Medical Center / University of Missouri - Kansas City
Aug-15	Kristen	Brown	University of Missouri - Kansas City
Aug-15	Viktoria	Burge	Other
Aug-15	Caryl	Burris	Saint Luke's Hospital of Kansas City
Aug-15	Courtney	Burrison	Saint Luke's Hospital of Kansas City
Aug-15	Samantha	Byrnes	Saint Luke's East Hospital / Saint Luke's College of Health Sciences
Aug-15	Chelsea	Carter	Saint Luke's Hospital of Kansas City / Saint Luke's College of Health Sciences
Aug-15	Kerri	Crittendon	Highland Community College
Aug-15	Pat	Crowell	Park University
Aug-15	Kimberly	Dahmer	University of Saint Mary
Aug-15	Amanda	Davis	Saint Luke's Hospital of Kansas City / University of Central Missouri
Aug-15	Lindsey	Decker	Saint Luke's Hospital of Kansas City / Saint Luke's College of Health Sciences
Aug-15	Nyentoh	Doe	Saint Luke's North Hospital - Barry Road / Saint Luke's College of Health Science
Aug-15	Veda	Donner ¹	William Jewell College
Aug-15	Rebecca	Everett	Saint Luke's Hospital of Kansas City / Saint Luke's College of Health Sciences
Aug-15	Stacie	Fitzpatrick	Shawnee Mission Medical Center / MidAmerica Nazarene University
Aug-15	Amy	Folsom	Atchison Hospital / Highland Community College
Aug-15	Lindsey	Foster	Saint Luke's East Hospital / Saint Luke's College of Health Sciences
Aug-15	Stacey	Frasher	Saint Luke's Hospital of Kansas City
Aug-15	Nicholas	Gourley ¹	Saint Luke's Hospital of Kansas City / Saint Luke's College of Health Sciences
Aug-15	Traci	Grove	Heartland Regional Medical Center / Benedictine College
Aug-15	Yolanda	Guess	Saint Luke's Hospital of Kansas City / Saint Luke's College of Health Sciences
Aug-15	Amy	Hemme	Children's Mercy Hospitals and Clinics
Aug-15	Anne	Hoskins	MidAmerica Nazarene University
Aug-15	Bemis	Hunter-Block	Saint Luke's Hospital of Kansas City / Saint Luke's College of Health Sciences
Aug-15	Tammy	Ibanez	Saint Luke's Hospital of Kansas City / Saint Luke's College of Health Sciences
Aug-15	Joanna	Jackson	Saint Luke's Hospital of Kansas City / Saint Luke's College of Health Sciences
Aug-15	Patricia	Jones	Missouri Western State University
Aug-15	Jessica	Kline	Children's Mercy Hospitals and Clinics / Metropolitan Com. College - Penn Valle
Aug-15	Sarah	Knechtenhofer	Saint Luke's Hospital of Kansas City / Saint Luke's College of Health Sciences
Aug-15	Allison	Lahnanen	Saint Luke's Hospital of Kansas City / Saint Luke's College of Health Sciences
Aug-15	Tammy	Landrum	Liberty Hospital / William Jewell College
Aug-15	Brian	McCormick	Saint Luke's Hospital of Kansas City / Saint Luke's College of Health Sciences
Aug-15	Katie	McCreath	Heartland Regional Medical Center / Missouri Western State University
Aug-15	Bobbi	McCumber	National American University - Zona Rosa
Aug-15	Leslie	Meador	Children's Mercy Hospitals and Clinics / MidAmerica Nazarene University
Aug-15	Becky	Netherton	Children's Mercy Hospitals and Clinics / MidAmerica Nazarene University
Aug-15	Cami	Nettekoven	Truman Medical Center, Lakewood / University of Missouri - Kansas City
Aug-15	Joanna	Orton	Saint Luke's Hospital of Kansas City / Saint Luke's College of Health Sciences
Aug-15	Sarah	Payne	Saint Luke's East Hospital / Saint Luke's College of Health Sciences
Aug-15	Zachary	Phillips	University of Kansas
Aug-15	Alexandra	Pierce	Saint Luke's East Hospital / Saint Luke's College of Health Sciences

**Clinical Faculty Academy
List of Participants 2015-16
Kansas City**

Appendix B

Date Attended Academy	First Name	Last Name	Affiliated Hospital and / or Nursing School*
Aug-15	Lynne	Powell	Truman Medical Center, Lakewood / Graceland University
Aug-15	Angela	Rogers	Kansas City VA Medical Center / Metropolitan Community College - Penn Valle
Aug-15	Lori	Sampel	Saint Luke's Hospital of Kansas City / Saint Luke's College of Health Sciences
Aug-15	Nicole	Sauceman	Saint Luke's East Hospital / Saint Luke's College of Health Sciences
Aug-15	Sarah	Schlanker	Heartland Regional Medical Center / Missouri Western State University
Aug-15	Tracy	Schletzbaum	Heartland Regional Medical Center / Missouri Western State University
Aug-15	Amanda	Scott	Liberty Hospital / Missouri Western State University
Aug-15	Stacy	Sedler	MidAmerica Nazarene University
Aug-15	Julie	Thomas	Children's Mercy Hospitals and Clinics / MidAmerica Nazarene University
Aug-15	Jonathan	Tolman	Saint Luke's North Hospital - Smithville / Saint Luke's College of Health Sciences
Aug-15	Kathy	Walsh	Heartland Regional Medical Center / Missouri Western State University
Aug-15	Allie	Wayne	Children's Mercy Hospitals and Clinics / Avila University
Aug-15	Sarah	Weber	Truman Medical Centers / University of Missouri - Kansas City
Aug-15	Kathleen	Welch	Johnson County Community College
Aug-15	Ashley	Wiles	Centerpoint Medical Center / Graceland University
Jan-16	Ishani	Akpovona	University of Kansas Hospital / University of Kansas
Jan-16	Tara	Boydstun	Other
Jan-16	Mary	Buren	University of Central Missouri
Jan-16	Elise	Candillo	Children's Mercy Hospitals and Clinics / Missouri Western State University
Jan-16	Robin	Carolus	Highland Community College
Jan-16	Amanda	Conti	Saint Luke's Hospital of Kansas City / Saint Luke's College of Health Sciences
Jan-16	Julia	Dennis	Saint Luke's Hospital of Kansas City / Saint Luke's College of Health Sciences
Jan-16	Toni	Dickinson	Kansas City Kansas Community College
Jan-16	Lacy	Dillon	Truman Medical Centers / William Jewell College
Jan-16	Lynsie	Docman	Saint Luke's Hospital of Kansas City / Saint Luke's College of Health Sciences
Jan-16	Kristin	Doll	Saint Luke's Hospital of Kansas City / Saint Luke's College of Health Sciences
Jan-16	Rachael	Donahou	Saint Luke's East Hospital / Saint Luke's College of Health Sciences
Jan-16	Abby	Elledge	Saint Luke's Hospital of Kansas City / Saint Luke's College of Health Sciences
Jan-16	Ashley	Frank	Liberty Hospital / Missouri Western State University
Jan-16	Laura	Geissler	Saint Luke's College
Jan-16	Tracy	Gilbert	MidAmerica Nazarene University
Jan-16	Erica	Hopfinger	Saint Luke's Hospital of Kansas City / Saint Luke's College of Health Sciences
Jan-16	Ashley	Johnson	Saint Luke's East Hospital / Saint Luke's College of Health Sciences
Jan-16	Peter	Kamunyu	Olathe Medical Center / MidAmerica Nazarene University
Jan-16	David	Kimani	MidAmerica Nazarene University
Jan-16	Melissa	Koonce	Lee's Summit Medical Center / University of Central Missouri
Jan-16	Cynthia	Lancaster	MidAmerica Nazarene University
Jan-16	Tina	Lane	Saint Luke's East Hospital / Saint Luke's College of Health Sciences
Jan-16	Alyson	Luckenbach	University of Kansas Hospital / University of Kansas
Jan-16	Rachael	Manning	Saint Luke's Hospital of Kansas City / Saint Luke's College of Health Sciences
Jan-16	Caroline	Masson	University of Kansas Hospital / University of Kansas
Jan-16	Sarah	Miller	University of Kansas Hospital / William Jewell College
Jan-16	Caitlin	Mitchell	Saint Luke's Hospital of Kansas City / Saint Luke's College of Health Sciences
Jan-16	Rosalia	Molina	Research Medical Center / Research College of Nursing
Jan-16	Ashley	Nied	Liberty Hospital / Missouri Western State University
Jan-16	Jessica	Pankey	Saint Luke's Hospital of Kansas City / Saint Luke's College of Health Sciences
Jan-16	Brenda	Pope	Children's Mercy Hospitals and Clinics
Jan-16	Carla	Rimmer	Liberty Hospital / Graceland University

**Clinical Faculty Academy
List of Participants 2015-16
Kansas City**

Appendix B

Date Attended Academy	First Name	Last Name	Affiliated Hospital and / or Nursing School*
Jan-16	Katie	Robinson	Liberty Hospital / Missouri Western State University
Jan-16	Chelsea	Robison	Heartland Regional Medical Center / Highland Community College
Jan-16	Jessica	Rothwell	Shawnee Mission Medical Center / MidAmerica Nazarene University
Jan-16	Sarale	Russ	Metropolitan Community College - Penn Valley
Jan-16	Jay	Stevens	University of Kansas Hospital / University of Kansas
Jan-16	Jen	Stromsted	MidAmerica Nazarene University
Jan-16	Lynne	Swant	Saint Luke's Hospital of Kansas City / Park University
Jan-16	Ronald	Vincente	Saint Luke's Hospital of Kansas City / Saint Luke's College of Health Sciences
Jan-16	Michelle	Warfield	Saint Luke's Hospital of Kansas City / Saint Luke's College of Health Sciences
Jan-16	Heather	Webber	Other
Jan-16	Amy	Zoll	Kansas City Kansas Community College
	¹ attended only day 1		*reported by participant

**Clinical Faculty Academy
List of Participants 2014-15
St. Louis**

Appendix C

Date Attended Academy	First Name	Last Name	Affiliated Hospital and/or Nursing School*
Aug-15	Lynn	Badalamenti	SSM St. Clare Health Center /Webster University
Aug-15	Rachel	Bender	Saint Louis University School of Nursing
Aug-15	Meaghan	Boland	Missouri Baptist Medical Center/ Maryville University
Aug-15	Melissa	Borrer	Goldfarb School of Nursing
Aug-15	Teresa	Brassfield	SSM DePaul Health Center / Maryville University
Aug-15	Admir	Brkic	Mercy Hospital St. Louis
Aug-15	Ama	Budu-Anguah	SSM St. Clare Health Center /Webster University
Aug-15	Melissa	Carter	Chamberlain College of Nursing
Aug-15	Tijuanda	Cates	SSM DePaul Hospital
Aug-15	Jennifer	Chinn	Moberly Area Community College
Aug-15	Ashley	Comeau	Jefferson College
Aug-15	John	Couch	St. Louis Community College - Forest Park
Aug-15	Kelsey	Deters	Maryville University
Aug-15	Katie	Donahue	Kindred Hospital / Jefferson College
Aug-15	Amy	Durso	Chamberlain College of Nursing
Aug-15	Angelia	Elgin	St. Joseph Hospital West
Aug-15	Lisa	Erlinger	Saint Louis University School of Nursing
Aug-15	JoAnn	Hager	Barnes-Jewish Hospital
Aug-15	Rose	Hansen	St. Louis Children's Hospital
Aug-15	Shereece	Heckert	Christian Hospital / Goldfarb School of Nursing
Aug-15	Mary	Heger	Barnes-Jewish Hospital
Aug-15	Robin	Hock	St. Louis Children's Hospital
Aug-15	Teresa	Hopper	Northwest HealthCare
Aug-15	Allison	Hotze	Saint Louis Children's Hospital
Aug-15	Lee	Jerls	Lone Star College/ Maryville University
Aug-15	James	Jetton	Mercy Hospital St. Louis / University of Missouri-St. Louis
Aug-15	Tami	Johnson	Lutheran School of Nursing
Aug-15	Mario	Jones	Barnes Jewish Hospital
Aug-15	Sheila	Jones	Brown Mackie College
Aug-15	Erin	Joseph	Mercy Hospital St. Louis / St. Louis University School of Nursing
Aug-15	Linsdey	Joyce	Mercy Hospital St. Louis / St. Louis University School of Nursing
Aug-15	Melissa	Knapp	Brown Mackie College
Aug-15	Mark	Knotts	SSM DePaul / UMSL
Aug-15	Kim	Kraft	Mercy Hospital St. Louis / St. Louis Community College-Forest Park
Aug-15	Dawn	Krimminger	Barnes-Jewish Hospital / University of Phoenix
Aug-15	Carrie	Leone	St. Louis Children's Hospital
Aug-15	Brent	Lopez	Applied Technology Services
Aug-15	Regina	Nichols	Chamberlain College of Nursing
Aug-15	Laura	O'Leary	Saint Louis University School of Nursing
Aug-15	Kasey	Parrott	Maryville University
Aug-15	Shiphie	Philipose	Mercy Hospital St. Louis
Aug-15	Rachel	Sappington	St. Mary's Hospital & St. Joseph's Health Center
Aug-15	Justin	Schneider	Missouri Baptist Medical Center/ Maryville University
Aug-15	Margaret	Shea	St. Louis Children's Hospital
Aug-15	Jennifer	Smith	SSM St. Mary's Health Center
Aug-15	Aaron	Southworth	Brown Mackie College
Aug-15	Emily	Tschapp	Saint Louis University Hospital
Aug-15	Marla	Urbanowicz	St. Alexian Brothers / St. Louis Community College-Forest Park
Aug-15	Jessica	Van Leer	Mercy Hospital St. Louis / East Central College

**Clinical Faculty Academy
List of Participants 2014-15
St. Louis**

Appendix C

Date Attended Academy	First Name	Last Name	Affiliated Hospital and/or Nursing School*
Aug-15	Luana	VonHall	Maryville University
Aug-15	Kathe	Ward	Department of Veterans Affairs
Aug-15	Stacey	Weiler	SSM Health/ UMSL
Aug-15	Andrew	Wertin	Brown Mackie College
Aug-15	Barbara	Whitaker	Goldfarb School of Nursing
Aug-15	Jacqueline	Wooters	Lutheran School of Nursing
Aug-15	Jennifer	Ziebarth	SSM Health
Jan-16	Andrew	Adams	SSM St. Mary's Health Center
Jan-16	Arit	Asebioyo	Barnes-Jewish West County
Jan-16	Lea	Banholzer	SSM Health DePaul Hospital / Webster University
Jan-16	Michelle	Barrier	Mercy Hospital-St. Louis / University of Missouri-St. Louis
Jan-16	Ruth	Blaine	Jefferson College
Jan-16	Robert	Blaylock	St. Joseph Hospital
Jan-16	Gaylyn	Boyer	Southern Illinois University Edwardsville
Jan-16	Jennifer	Britt-Ludditt	St. Luke's Hospital
Jan-16	Barbara	Cook	SSM Health St. Mary's Hospital
Jan-16	Pamela	Cutshall	Mercy St. Louis
Jan-16	Amanda	Flynn	Goldfarb School of Nursing
Jan-16	Michele	Franken	Mercy Hospital-St. Louis / University of Missouri-St. Louis
Jan-16	Susan	Gale	Moberly Area Community College
Jan-16	Carey	Gerber	Southern Illinois University Edwardsville
Jan-16	Patricia	Graham	Breckinridge School of Nursing
Jan-16	Efe	Isaac	Webster University
Jan-16	Demetria	Jackson	Applied Technology Services
Jan-16	Jamie	Jetton	Mercy Hospital-St. Louis / University of Missouri-St. Louis
Jan-16	Carrie	Kollar	Mercy Hospital Washington
Jan-16	Rebecca	Lewis	Barnes Jewish Hospital / Jefferson College
Jan-16	Amberlyn	Logan	CoxHealth / Cox College
Jan-16	Jessica	Lucchesi	SSM St. Mary's Health Center / Webster University
Jan-16	Vivian	Marks	Southern Illinois University Edwardsville
Jan-16	Rebecca	McElhose	Good Samaritan Hospital / Illinois Eastern Community College
Jan-16	Diane	Metz	SSM Health DePaul Hospital / University of Missouri-St. Louis
Jan-16	Stacy	Newell	Good Samaritan Hospital
Jan-16	Regina	Nichols	Maryville University & Goldfarb School of Nursing
Jan-16	Nadine	O'Reilly	Jefferson College
Jan-16	Jessica	Page	Barnes-Jewish Hospital
Jan-16	Kelly	Papagianis	SSM Health DePaul Hospital
Jan-16	Melissa	Reddy	SSM Health St. Mary's Hospital
Jan-16	Marceline	Robinson	VA St. Louis Health Care System
Jan-16	Julie	Roehrig Wagner	SSM Health St. Louis
Jan-16	Karen	Sage	Saint Louis University School of Nursing
Jan-16	Michelle	Smith	SSM Health St. Mary's Health Center / Maryville University
Jan-16	Kourtney	Steinkamp	Mercy Hospital-St. Louis / Maryville University
Jan-16	Ann	Stueve	Jefferson College
Jan-16	Carole	Sullivan	Southern Illinois University Edwardsville
Jan-16	Anne	Thatcher	SSM DePaul Health Center / Saint Louis University
Jan-16	Kyle	Thomas	Barnes-Jewish Hospital

**Clinical Faculty Academy
Evaluation Summary
Kansas City**

COURSE OBJECTIVES

	Aug 2015		Jan 2016	
	Number of Responses	Mean Score (Scale 1-5)	Number of Responses	Mean Score (Scale 1-5)
A. Identify the content and processes necessary for curriculum development and program planning for nursing education programs.	55	4.25	28	4.46
B. Discuss legal issues related to the education of students in a clinical setting.	55	4.45	28	4.54
C. Discuss the process of clinical evaluation for students at various levels in the curriculum.	55	4.38	28	4.43
D. Describe learning experiences that engage students in developing clinical expertise.	55	4.47	28	4.54
E. Explore the challenge of multiple roles as staff, adjunct clinical faculty, and other professional and/or life roles.	55	4.38	28	4.54
F. Describe approaches to clinical pre/post conferences.	55	4.45	28	4.57
G. Discuss issues in dealing with the difficult students in the clinical setting.	55	4.38	28	4.46
H. Gain awareness of best practices in facilitating clinical learning.	55	4.38	28	4.56
I. Content – application to my role as a clinical educator	55	4.44	28	4.46
J. Binders, materials, and handouts	55	4.35	28	4.29
K. Pre-registration materials and communication	54	4.67	28	4.71
L. Meeting space – seating, lighting, sound, comfort, and food	55	4.45	28	4.25
M. OVERALL RATING FOR THE ACADEMY	55	4.33	28	4.43

**Clinical Faculty Academy
Evaluation Summary
Kansas City**

Appendix D

(Evaluation Summary continued - Kansas City)	Aug 2015		Jan 2016	
	Number of Responses	Percentage	Number of Responses	Percentage
1. Educational background				
BSN, working toward MSN	54	84.4%	31	70.4%
MSN	9	14.1%	11	25.0%
Masters (not MSN)	0	0.0%	1	2.3%
Other	1	1.5%	1	2.3%
2. Experience as a clinical educator				
None	51	79.7%	31	70.5%
Less than one year	6	9.4%	10	22.7%
One or more years	7	10.9%	3	6.8%
3. Age				
20-29 years old	25	39.7%	18	40.9%
30-39 years old	18	28.5%	12	27.3%
40-49 years old	10	15.9%	11	25.0%
50+ years old	10	15.9%	3	6.8%
4. Gender				
Male	5	7.8%	4	10.0%
Female	59	92.2%	40	90.0%
5. Ethnicity/Race				
Asian	0	0.0%	1	2.3%
American Indian/Alaskan Native	0	0.0%	0	0.0%
Black/African American	5	7.8%	6	13.6%
Hispanic/Latino	3	4.7%	1	2.3%
Native Hawaiian or Other Pacific Islander	0	0.0%	0	0.0%
More than one race	1	1.6%	0	0.0%
White	55	85.9%	36	81.8%
6. What percentage of material was new to you?				
Over 50%	19	34.6%	14	50.0%
25-50%	19	34.6%	9	32.1%
10-25%	14	25.4%	4	14.3%
Less than 10%	3	5.4%	1	3.6%
7. I would like to stay connected through (participants were asked to check all that apply):				
Additional face-to-face training opportunities.	19		14	
Online training opportunities.	25		13	
Web site with such features as FAQs, helpful tips, etc.	34		13	

**Clinical Faculty Academy
Evaluation Summary
St. Louis**

Appendix E

COURSE OBJECTIVES

A. Integrate best practices of clinical teaching into the clinical adjunct role.

B. Discuss legal issues related to the education of students in a clinical setting.

C. Discuss the process of clinical evaluation for students at various levels in the curriculum.

D. Describe learning experiences that engage students in developing clinical expertise.

E. Explore the challenge of multiple roles as staff, adjunct clinical faculty, and other professional and/or life roles.

F. Describe approaches to clinical pre/post conferences.

G. Identify the context and processes necessary for curriculum development and program planning.

H. Describe the variety of written assignments that may be required of students during clinical experience.

I. Discuss issues in dealing with the difficult student in the clinical setting.

J. Content – application to my role as a clinical educator

K. Binders, materials, and handouts

L. Pre-registration materials and communication

M. Meeting space – seating, lighting, sound, comfort, and food

N. OVERALL RATING FOR THE ACADEMY

Aug 2015		Jan 2016	
Number of Responses	Mean Score (Scale 1-5)	Number of Responses	Mean Score (Scale 1-5)
53	4.81%	42	5.00%
53	4.40%	42	4.95%
53	4.87%	42	4.90%
53	4.74%	42	4.83%
51	4.75%	42	4.86%
49	4.37%	42	4.90%
49	4.55%	42	4.86%
48	4.83%	42	4.95%
42	4.57%	39	4.51%
51	4.78%	42	4.86%
51	4.78%	42	4.90%
51	4.86%	42	4.98%
51	4.71%	42	4.17%
50	4.80%	41	4.90%

(Evaluation Summary continued - St. Louis)

	Aug 2015		Jan 2016	
	Number of Responses	Percentage	Number of Responses	Percentage
1. Educational background				
MSN	19	38.78%	9	26.32%
BSN, working toward MSN	30	61.22%	29	76.32%
2. Experience as a clinical educator				
I have not yet worked as a clinical instructor.	33	64.71%	27	65.85%
Previously worked as a clinical educator	18	35.29%	14	34.15%
3. Age				
20-29 years old	13	25.0%	5	11.9%
30-39 years old	14	26.9%	10	23.8%
40-49 years old	12	23.1%	15	35.7%
50+ years old	13	25.0%	12	28.6%
4. Gender				
Male	6	11.8%	4	10.0%
Female	45	88.2%	40	90.0%
5. Ethnicity/Race				
Hispanic or Latino	1	1.9%	0	0.0%
American Indian/Alaskan Native	0	0.0%	0	0.0%
Asian	1	1.9%	0	0.0%
Black or African American	10	19.2%	8	19.0%
Native Hawaiian or Other Pacific Islander	0	0.0%	0	0.0%
White	39	75.0%	34	81.0%
Other	1	1.9%	0	0.0%
6. What percentage of material was new to you?				
Over 50%	19	40.43%	20	47.62%
25-50%	14	29.79%	12	28.57%
10-25%	12	25.53%	9	21.43%
Less than 10%	2	4.26%	1	2.38%
7. I would like to stay connected through (participants were asked to check all that apply):				
An established relationship (mentor) with an experienced Clinical Faculty Instructor	36		28	
Regular roundtable discussion group with other Clinical Faculty Instructors	21		18	
Online training opportunities.	32		28	
Web site with such features as FAQs, helpful tips, etc.	38		25	

Kansas City Nursing School Enrollments and Graduations

Appendix F Enrollments

	NEW ENROLLMENTS														
	Number of Students Newly Admitted to the Nursing Program														
COLLEGE	Base Year 2003-04	2004-05	2005-06	2006-07	2007-08	2008-09	2009-10	2010-11	2011-12	2012-13	2013-14	2014-15	2015-16	Projected 2016-17	Projected 2017-18
Avila University BSN	26	36	36	43	50	56	56	56	56	56	63	68	65	68	65
Graceland University BSN	40	32	44	50	50	38	47	50	50	50	44	50	48	51	51
Johnson County Community College ADN	55	55	55	64	64	70	70	70	64	64	64	64	64	64	64
Johnson County Community College Refresher	NA	11	22	40	40	40	40	40	36	18	36	32	32	32	32
Kansas City Community College ADN	97	100	100	125	125	125	125	125	146	146	133	133	133	133	133
Metropolitan Community College Traditional ADN	164	158	160	147	137	151	141	143	164	145	158	144	146	143	143
Metropolitan Community College Evening/Weekend ADN	NA	NA	NA	28	0	0	21	0	22	7	21	28	7	21	7
MidAmerica Nazarene University BSN	24	25	29	27	36	30	37	23	29	35	35	40	40	40	45
MidAmerica Nazarene University Accelerated BSN	12	14	14	16	18	20	24	31	35	35	69	74	93	90	90
Missouri Western State University BSN	90	100	98	80	80	100	100	100	100	100	100	100	100	100	100
National American University - Zona Rosa ADN	NA	NA	44	47	48	48	48	48	48	48	48	48	48	44	48
National American Univ. - Overland Park BSN ¹	NA	NA	NA	NA	NA	34	42	50	38	30	39	32	33	48	48
Park University ADN	40	40	39	40	40	40	65	65	65	65	65	51	40	50	60
Research College of Nursing Accelerated BSN	61	59	76	79	72	66	80	80	46	66	72	57	65	72	72
Research College of Nursing Traditional BSN	46	64	70	65	65	55	72	72	76	72	90	68	72	72	72
Saint Luke's College of Health Sciences BSN	55	55	57	55	57	54	61	65	144	192	192	188	188	196	192
University of Central Missouri BSN	47	56	77	75	73	80	80	80	80	80	80	80	80	80	80
University of Kansas School of Nursing BSN	120	120	128	128	128	128	120	104	104	104	104	104	104	104	104
University of Missouri-KC School of Nursing BSN	80	80	80	80	80	80	80	76	76	76	76	76	76	76	70
University of Missouri-KC Accelerated BSN	NA	NA	NA	NA	NA	NA	NA	13	23	24	24	24	24	24	30
University of Saint Mary Traditional BSN	NA	NA	NA	42	37	37	39	45	42	43	40	48	48	48	50
University of Saint Mary Accelerated BSN	NA	NA	NA	NA	NA	NA	NA	NA	NA	11	14	24	24	24	24
William Jewell College Traditional BSN	40	42	57	42	40	39	35	40	35	37	30	57	65	60	60
William Jewell College Accelerated BSN	12	27	24	27	29	28	28	31	56	61	50	55	60	60	60
Totals	1009	1074	1210	1300	1269	1319	1411	1407	1535	1565	1647	1645	1655	1700	1700

¹ National American University - Overland Park replaced their PN and ADN program with a BSN program in fall of 2011. Their 2015-2016 graduation count of 22 is a projection for August 2016.

**Kansas City Nursing School
Enrollments and Graduations**

**Appendix F
Graduations**

	GRADUATIONS										
	Number of Students										
COLLEGE	Base Year 2003-04	2006-07	2007-08	2008-09	2009-10	2010-11	2011-12	2012-13	2013-2014	2014-2015	2015-2016
Avila University BSN	22	34	37	44	48	48	52	46	52	51	40
Graceland University BSN	25	30	38	42	35	37	48	37	44	47	44
Johnson County Community College ADN	59	68	58	62	48	69	70	67	69	66	64
Johnson County Community College Refresher	NA	17	33	45	54	32	29	17	24	21	21
Kansas City Community College ADN	52	85	94	95	108	108	113	118	119	120	104
Metropolitan Community College Traditional ADN	104	133	118	99	116	168	121	145	121	127	132
Metropolitan Community College Evening/Weekend ADN	NA	30	0	26	0	0	30	0	26	0	24
MidAmerica Nazarene University BSN	14	20	21	22	28	23	29	31	33	32	35
MidAmerica Nazarene University Accelerated BSN	6	16	15	14	18	31	35	32	35	63	80
Missouri Western State University BSN	67	92	84	93	90	83	91	91	89	96	87
National American University - Zona Rosa ADN	NA	28	31	24	22	43	43	37	29	27	20
National American University - Overland Park BSN ¹	NA	NA	NA	NA	33	32	33	29	19	21	22
Park University ADN	37	38	38	37	61	60	55	66	54	37	20
Research College of Nursing Accelerated BSN	56	74	62	65	78	72	42	60	65	48	49
Research College of Nursing Traditional BSN	31	47	46	56	65	62	58	55	59	55	58
Saint Luke's College of Health Sciences BSN	45	53	47	56	62	61	61	63	165	182	174
University of Central Missouri BSN	30	43	68	69	68	64	76	67	70	76	77
University of Kansas School of Nursing BSN	113	120	126	122	121	116	101	93	100	100	98
University of Missouri-KC BSN	NA	61	60	62	70	87	72	73	67	72	69
University of Missouri-KC Accelerated BSN	NA	NA	NA	NA	NA	8	12	21	21	21	25
University of Saint Mary Traditional BSN	NA	NA	32	30	34	34	42	43	40	30	38
University of Saint Mary Accelerated BSN	NA	NA	NA	NA	NA	NA	NA	11	14	23	21
William Jewell College Traditional BSN	18	44	39	23	42	29	32	22	42	35	50
William Jewell College Accelerated BSN	8	22	27	26	24	31	55	46	46	51	54
Totals	687	1055	1074	1112	1225	1298	1300	1270	1403	1401	1406

¹ National American University - Overland Park replaced their PN and ADN program with a BSN program in fall of 2011. Their 2015-2016 graduation count of 22 is a projection for August 2016.

Nursing School Enrollments St. Louis

Appendix G

COLLEGE	NEW ENROLLMENTS														GRADUATIONS									
	Number of Students Newly Admitted to the Nursing Program														Number of Students									
	Base Year 2004-05	2005-06	2006-07	2007-08	2008-09	2009-10	2010-11	2011-12	2012-13	2013-14	2014-15	2015-16	Projected 2016-17	Projected 2017-18	Base Year 2004-05	2006-07	2007-08	2008-09	2009-10	2010-11	2011-12	2012-13	2013-14	
¹ Goldfarb School of Nursing at Barnes Jewish College -ADN & BSN	225	279	263	242	283	340	390	434	439	456	438	464	529	539	137	285	267	112	328	342	342	437	405	
Chamberlain College of Nursing - BSN	77	181	128	198	245	251	251	-	251	251	251	259	251	251	27	107	67	89	n/a	125	-	161	148	
² Chamberlain College of Nursing - (On Line - ADN)	70	106	100	51	n/a	n/a	-	-	-	-	-	-	-	-	49	106	30	n/a	n/a	-	-	-	-	
East Central College - Union - ADN	24	29	30	24	24	30	29	30	29	29	30	28	29	29	15	29	24	19	23	20	19	20	17	
³ Jefferson College, Hillsboro - ADN	80	110	138	168	125	176	175	130	60	71	57	60	60	60	35	109	140	113	165	148	134	109	98	
Kaskaskia Community College, Centralia, IL - ADN	80	100	118	100	100	103	-	-	-	-	-	-	-	-	83	108	81	62	95	-	-	-	-	
Lewis & Clark Com. College, Godfrey, IL - ADN	96	126	120	156	156	156	138	150	140	142	138	112	120	120	70	72	94	129	141	112	124	128	131	
Lutheran School of Nursing -Diploma	71	81	83	95	71	93	90	89	103	110	97	98	100	100	41	50	45	49	58	42	47	55	75	
Maryville University-BSN	112	137	140	149	148	157	155	170	165	158	146	145	152	152	54	108	95	110	112	109	107	99	106	
Southwestern Illinois College, Belleville, IL - ADN	82	90	82	85	82	85	86	86	86	82	84	80	90	90	69	81	60	54	58	56	62	75	66	
St. Louis University - BSN	158	196	182	186	158	142	112	206	198	198	213	228	224	230	119	169	154	132	170	210	217	181	221	
⁴ University of Missouri St. Louis - BSN accelerated	144	144	146	150	116	40	48	48	48	48	44	207	202	228	88	107	133	26	46	40	48	47	41	
Totals	1219	1579	1530	1604	1508	1573	1474	1343	1519	1545	1498	1681	1757	1799	787	1331	1190	895	1196	1204	1100	1312	1308	

Notes:

¹Goldfarb phased out ADN program.

²Chamberlain declined to provide data.

³Jefferson College is a *Bridge* program. Admissions numbers reflect LPN & RN admissions. Graduation numbers reflect only RNs. Not every graduating LPN continues for the second year to receive their RN. Those who do not continue are replaced by other LPNs interested in completing their RN.

⁴USML reported only accelerated program, not the traditional track program in years prior to 2015. Starting 2015 numbers include prelicensure students in the Traditional and Accelerated programs.

**Nursing Schools NCLEX Pass Rates
Kansas City Participating Schools - in Missouri**

Appendix H

Program	Pgm	2001-02	2002-03	2003-04	2004-05	2005-06	2006-07	2007-08	2009	2010	2011	2012	2013	2014	2015
Missouri Schools ¹															
Avila University	BSN														
Pass Rate		78.9%	92.86%	83.33%	88.00%	80.00%	84.38%	83.78%	88.10%	81.63%	87.50%	94.23%	73.91%	68.63%	74.00%
Students Tested		19	n/a	24	25	30	32	37	42	49	48	52	46	51	50
University of Central Missouri	BSN														
Pass Rate		1.0%	96.00%	92.86%	93.02%	86.11%	100.00%	94.03%	95.31%	94.12%	95.31%	98.67%	88.06%	82.86%	83.33%
Students Tested		27	16	28	43	36	41	67	64	68	64	75	67	70	72
Graceland University	BSN														
Pass Rate		86.7%	87.88%	79.17%	86.11%	90.00%	100.00%	97.37%	94.74%	80.00%	91.89%	91.30%	92.86%	95.56%	87.18%
Students Tested		30	7	24	36	20	30	38	38	35	37	46	42	45	39
Missouri Western State University	BSN														
Pass Rate		100.0%	89.29%	92.98%	78.87%	84.52%	89.16%	85.71%	90.66%	77.53%	86.75%	91.11%	85.71%	87.78%	86.02%
Students Tested		55	41	57	71	84	83	84	96	89	83	90	91	90	93
Research College of Nursing	BSN														
Pass Rate		83.3%	81.25%	87.64%	95.51%	94.67%	90.74%	89.81%	87.60%	81.69%	94.03%	95.00%	85.84%	73.77%	88.12%
Students Tested		66	1	89	89	75	108	97	121	142	134	100	113	122	101
Saint Luke's College of Nursing	BSN														
Pass Rate		89.5%	95.74%	94.12%	90.70%	94.34%	96.49%	91.49%	100.00%	96.77%	96.72%	93.44%	94.12%	83.23%	83.24%
Students Tested		38	9	51	43	53	57	47	56	62	61	61	51	161	179
University of Missouri-Kansas City	BSN														
Pass Rate			NEW	NEW	94.12%	74.51%	92.11%	96.67%	90.48%	94.20%	90.32%	89.29%	81.91%	77.53%	87.91%
Students Tested					17	51	76	60	63	69	93	84	94	89	91
William Jewell College	BSN														
Pass Rate		85.7%	100.00%	81.25%	97.22%	81.36%	92.31%	89.39%	97.92%	89.55%	95.08%	93.10%	83.82%	91.11%	89.77%
Students Tested		21	n/a	16	36	59	91	66	48	67	61	87	68	90	88
Metropolitan Community College	ADN														
Pass Rate		89.3%	92.96%	88.35%	91.74%	90.24%	90.24%	87.18%	92.74%	93.22%	87.22%	94.70%	89.25%	84.62%	84.92%
Students Tested		75	28	103	109	123	164	117	124	118	133	151	140	143	126
National American University-KC	ADN														
Pass Rate						NEW	80.00%	88.24%	91.18%	95.24%	83.72%	84.21%	81.58%	79.31%	74.07%
Students Tested								34	34	21	43	38	38	29	27
Park University	ADN														
Pass Rate		n/a	85.19%	80.00%	94.44%	87.23%	96.97%	94.74%	100.00%	84.48%	78.33%	89.29%	68.18%	84.91%	94.59%
Students Tested		30	1	40	36	47	33	38	37	58	60	56	66	53	37
Kansas Schools ²															
		2002	2003	2004	2005	2006	2007	2008	2009	2010	2011	2012	2013	2014	2015

**Nursing School NCLEX Pass Rates
St. Louis Participating Schools**

Appendix I

Program	Pgm	2001-02	2002-03	2003-04	2004-05	2005-06	2006-07	2007-08	2009	2010	2011	2012	2013	2014
Missouri Schools														
Chamberlain College of Nursing* Pass Rate Students Tested	BSN	86.4% 44	90.48% 5	69.23% 26	83.33% 24	91.43% 35	90.70% 43	86.21% 58	90.00% 90	79.47% 151	93.39% 121	91.23% 171	86.15% 130	85.43% 151
Chamberlain College of Nursing Pass Rate Students Tested	ADN	79.0% 19	73.33% 13	90.91% 11	91.66% 12	63.41% 41	67.57% 37	73.91% 23	n/a*	n/a*	n/a*	n/a*	n/a*	n/a*
Chamberlain College of Nursing Pass Rate Students Tested	ADN	n/a	n/a	66.67% 3	42.10% 19	70.91% 55	64.86% 37	n/a*	n/a*	n/a*	n/a*	n/a*	n/a*	n/a*
East Central College (Union) Pass Rate Students Tested	ADN	73.7% 19	62.50% 7	88.00% 25	80.00% 10	100.00% 15	91.67% 24	100.00% 24	100.00% 19	100.00% 21	90.48% 21	100.00% 28	88.00% 25	92.00% 25
Goldfarb School of Nursing Pass Rate Students Tested	BSN	90.9% 66	n/a	n/a	n/a	n/a	100.00% 20	93.64% 110	93.37% 196	91.79% 280	95.42% 240	94.28% 332	90.71% 367	84.77% 394
Goldfarb School of Nursing ** Pass Rate Students Tested	ADN	75.3% 73	84.42% 28	86.32% 95	86.86% 137	79.21% 178	85.99% 157	n/a**	n/a**	n/a**	n/a**	n/a**	n/a**	n/a**
Jefferson College Pass Rate Students Tested	ADN	94.4% 18	100.00% 5	90.00% 20	89.29% 28	91.11% 45	84.62% 39	81.97% 61	84.06% 69	70.37% 57	75.00% 68	78.57% 70	85.45% 55	86.67% 45
Lutheran School of Nursing Pass Rate Students Tested	Diploma	92.0% 25	100.00% 8	82.35% 17	87.50% 40	85.29% 34	91.67% 36	92.16% 51	93.88% 49	96.83% 63	95.65% 46	97.73% 44	90.00% 60	85.33% 75
Maryville University Pass Rate Students Tested	BSN	89.3% 28	76.80% 22	91.11% 45	81.40% 43	94.59% 74	93.75% 96	96.81% 94	84.68% 111	92.79% 111	95.24% 105	96.26% 44	92.25% 155	93.40% 106
St. Louis University Pass Rate Students Tested	BSN	96.3% 80	94.12% 18	96.84% 95	87.30% 110	92.37% 118	89.04% 146	91.61% 155	92.26% 155	92.06% 189	87.44% 207	90.34% 207	84.39% 206	88.54% 192
University of Missouri - St. Louis Pass Rate Students Tested	BSN	n/a n/a	97.26% 21	97.73% 88	90.83% 109	98.31% 118	92.65% 136	94.78% 134	94.59% 148	90.48% 147	93.71% 143	98.03% 152	86.54% 156	85.06% 174

* Within the MSBN data, only one program (BSN) is listed for Chamberlain College of Nursing.

**Nursing School NCLEX Pass Rates
St. Louis Participating Schools**

Appendix I

** Goldfarb School of Nursing has discontinued its ADN program.

Illinois Schools ²		2002	2003	2004	2005	2006	2007	2008	2009	2010	2011	2012	2013	2014
Kaskaski College	Pass Rate %	83.7%	83.0%	84.0%	86.0%	92.0%	89.0%	88.0%	90.0%	92.0%	83.0%	89.0%	88.0%	79.0%
	Students Tested	43	46	67	85	60	82	74	62	92	89	83	75	82
Lewis & Clark Community	Pass Rate %	93.8%	86.0%	95.0%	92.0%	90.0%	85.0%	93.0%	87.0%	84.0%	76.0%	91.0%	85.0%	71.0%
	Students Tested	48	42	56	77	59	80	88	127	114	120	108	119	103
Southwestern Illinois College	Pass Rate %	75.0%	92.0%	90.0%	100.0%	88.0%	94.0%	100.0%	100.0%	88.0%	98.0%	97.0%	88.0%	91.0%
	Students Tested	12	12	10	13	17	17	60	52	58	55	62	75	66